



## PRECISION CAMPUS ONLINE DATA TOOL HOW TO ACCESS YOUR DEGREE AND CERTIFICATE DATA SHEET

If needed, enlarge this document on your screen to view the images.

### LOG INTO MYPORTAL


1. Enter your campuswide id (cwid)
2. Enter your password

### SELECT THE "STUDENT SUCCESS ANALYTICS" APP


1. On the left-hand navigation panel, select "Apps."

## PRECISION CAMPUS ONLINE DATA TOOL HOW TO ACCESS YOUR DEGREE AND CERTIFICATE DATA SHEET

2. Scroll down to the “Staff” section, and select the “Student Success Analytics” app.



3. Tip: If you star the “Student Success Analytics” app, it will always appear in your list of favorite apps each time you log into MyPortal.



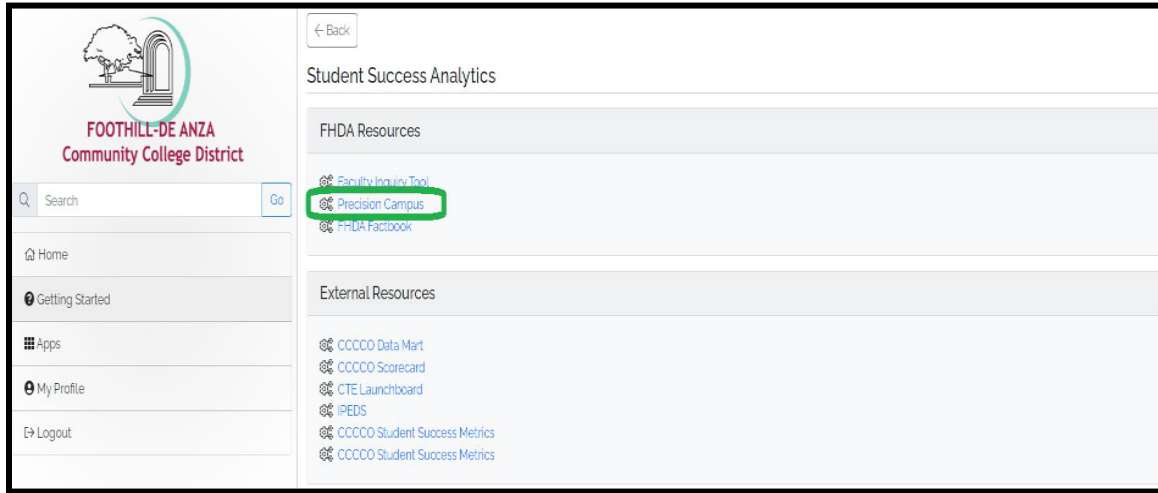


# PRECISION CAMPUS ONLINE DATA TOOL

## HOW TO ACCESS YOUR DEGREE AND CERTIFICATE DATA SHEET


### SELECT “PRECISION CAMPUS”

1. Select “Precision Campus” to access the FHDA online data tool.



### ACCESSING YOUR DEGREE AND CERTIFICATE DATA SHEET

1. Select “Program Review.”

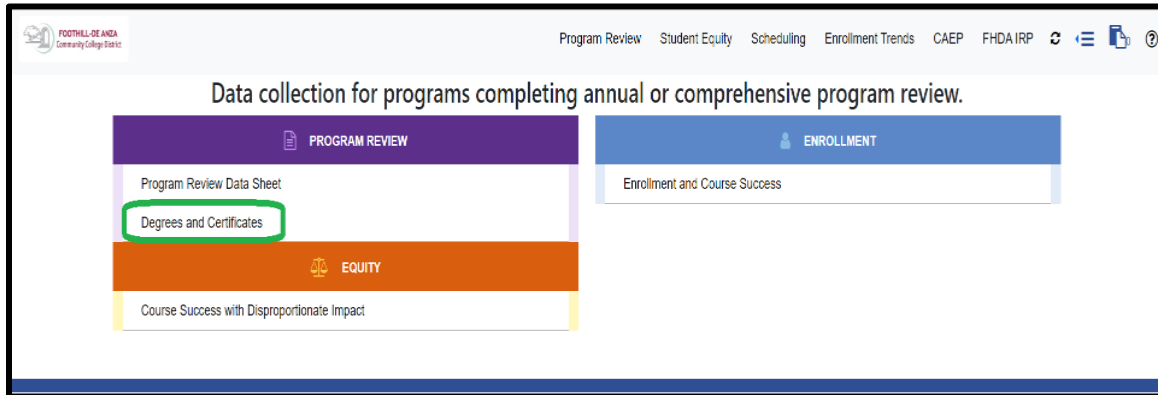




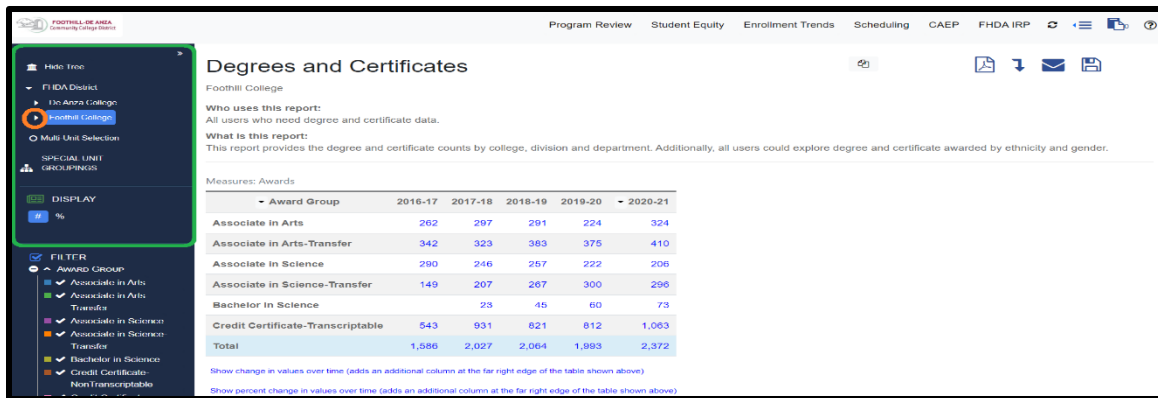
## PRECISION CAMPUS ONLINE DATA TOOL

### HOW TO ACCESS YOUR DEGREE AND CERTIFICATE DATA SHEET

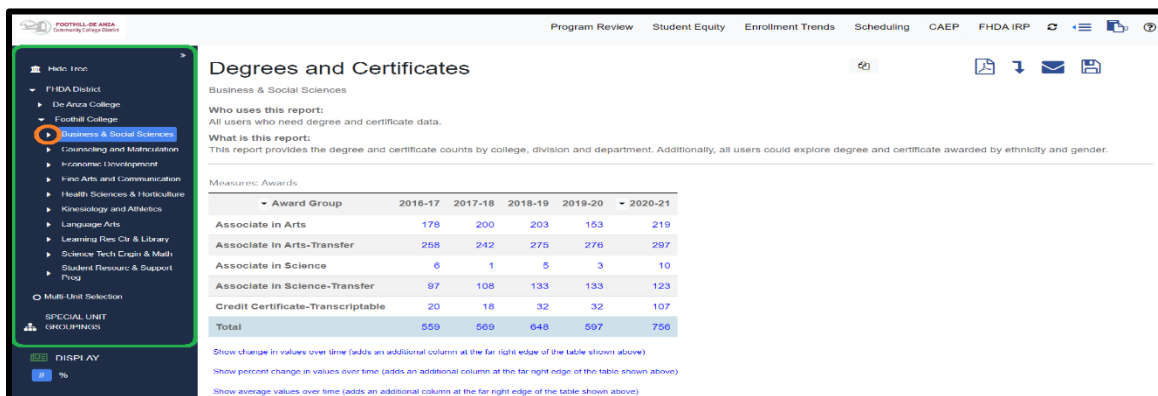
2. Select “Degrees and Certificates.”



3. On the left-hand navigation panel, click on the arrow next to the desired college name. In this example, “Foothill College” is selected.



4. Click on the arrow next to the desired division name. In this example, Foothill College’s “Business & Social Sciences” division is selected.

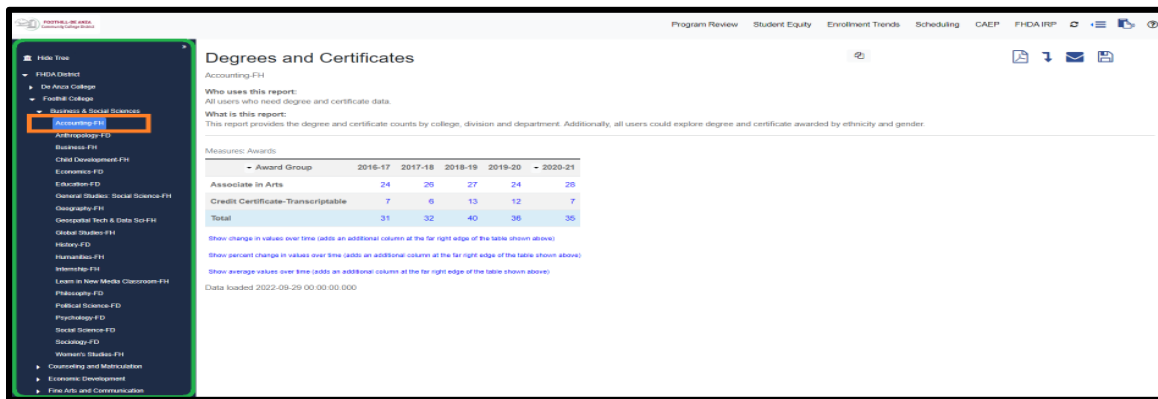


## PRECISION CAMPUS ONLINE DATA TOOL

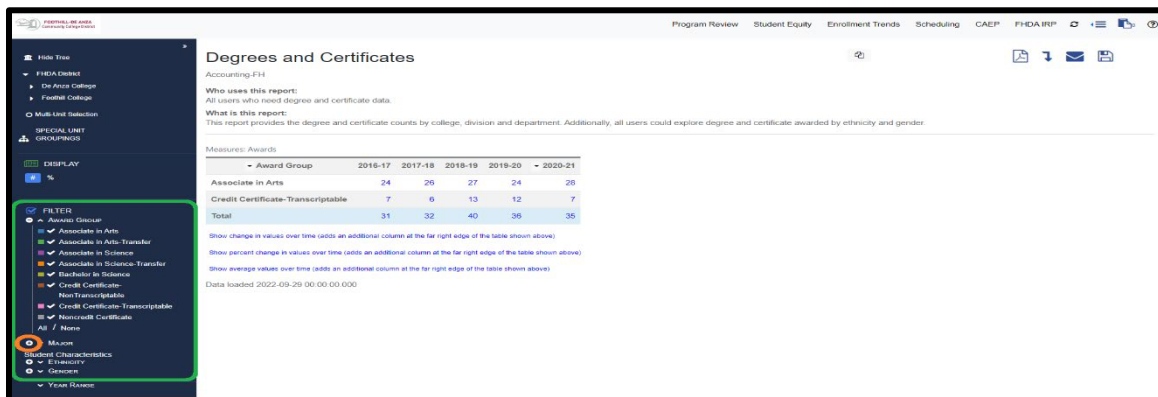
### HOW TO ACCESS YOUR DEGREE AND CERTIFICATE DATA SHEET

5. Click on the desired department name. In this example, Foothill College’s “Accounting” department is selected. Degrees and certificates for each department will display and they are grouped as follows:

- |  |  |
|--|--|
| <ul style="list-style-type: none"> <li>a. Associate in Arts (AA)</li> <li>b. Associate in Arts-Transfer (AAT)</li> <li>c. Associate in Science (AS)</li> <li>d. Associate in Science-Transfer (AST)</li> </ul> | <ul style="list-style-type: none"> <li>e. Bachelor in Science (BS)</li> <li>f. Credit Certificate-Non-Transcriptable</li> <li>g. Credit Certificate-Transcriptable</li> <li>h. NonCredit Certificate (data forthcoming)</li> </ul> |
|--|--|



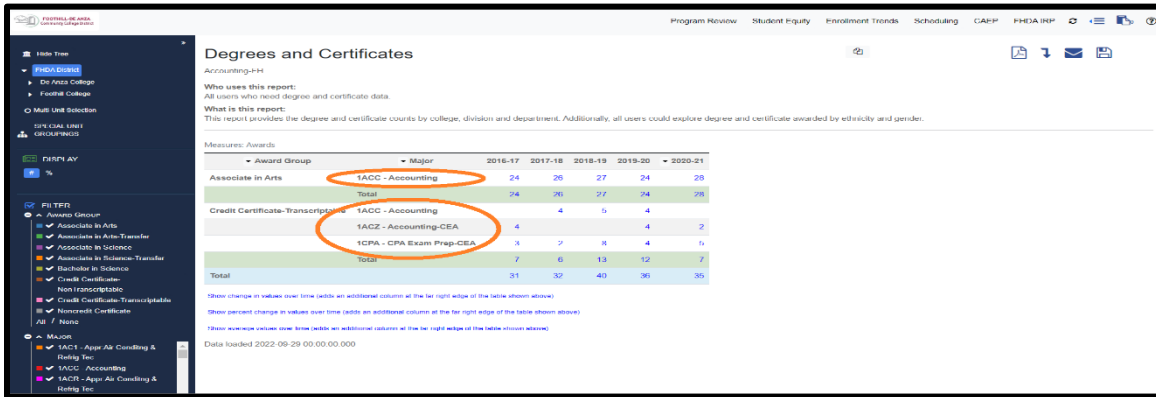
6. If more information about the degrees and/or certificates is desired, on the left-hand navigation panel, scroll down and click on the (+) symbol next to “Major.”



## PRECISION CAMPUS ONLINE DATA TOOL

### HOW TO ACCESS YOUR DEGREE AND CERTIFICATE DATA SHEET

The data table will then expand and include the different majors associated with each degree and certificate category. In this example, Foothill College’s “Accounting” department has one Associate in Arts degree and three credit certificates.



**Degrees and Certificates**  
Accounting-H

Who uses this report:  
All users who need degree and certificate data.

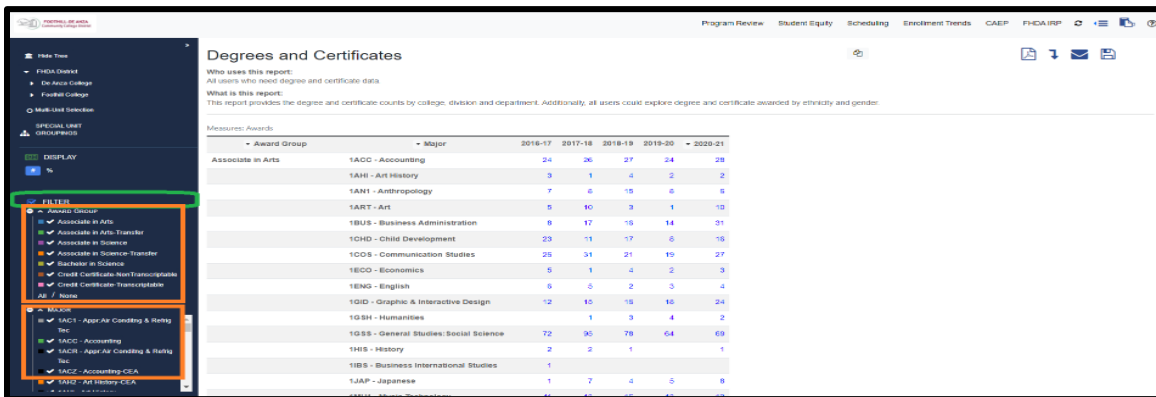
What is this report:  
This report provides the degree and certificate counts by college, division and department. Additionally, all users could explore degree and certificate awarded by ethnicity and gender.

Measures: Awards

Award Group	Major	2016-17	2017-18	2018-19	2019-20	2020-21
Associate in Arts	1ACC - Accounting	24	26	27	24	28
	Total	24	26	27	24	28
Credit Certificate-Transcriptable	1ACC - Accounting	4	5	4		
	1ACCZ - Accounting-CEA	4			4	2
	1CPA - CPA Exam Prep-CEA	3	2	8	4	5
	Total	7	6	13	12	7
Total		31	32	40	36	35

### FILTERS

- Users can select specific degree or certificate groupings as well as majors under the “Filter” section (see left-hand navigation panel). For example, to access Foothill College’s Bachelor in Science data, be sure “Foothill College” is selected and “Bachelor in Science” is checked.
- Major codes beginning with “1” are assigned to Foothill College, whereas major codes beginning with “2” are assigned to De Anza College.



**Degrees and Certificates**

Who uses this report:  
All users who need degree and certificate data.

What is this report:  
This report provides the degree and certificate counts by college, division and department. Additionally, all users could explore degree and certificate awarded by ethnicity and gender.

Measures: Awards

Award Group	Major	2016-17	2017-18	2018-19	2019-20	2020-21
Associate in Arts	1ACC - Accounting	24	26	27	24	28
	1AH - Art History	3	1	4	2	2
Bachelor in Science	1AN1 - Anthropology	7	6	15	6	5
	1ART - Art	5	80	3	1	10
Bachelor in Science	1BUS - Business Administration	9	17	16	14	31
	1CHD - Child Development	23	11	17	6	18
Bachelor in Science	1COS - Communication Studies	25	31	21	19	27
	1ECO - Economics	5	1	4	2	3
Bachelor in Science	1ENG - English	5	5	2	3	4
	1GID - Graphic & Interactive Design	12	15	16	15	24
Bachelor in Science	1GSH - Humanities	1	3	4	2	
	1GSS - General Studies: Social Science	72	95	78	64	69
Bachelor in Science	1HS - History	2	2	1	1	1
	1IBS - Business International Studies	1				
Bachelor in Science	1JAP - Japanese	1	7	4	5	8



## PRECISION CAMPUS ONLINE DATA TOOL

### HOW TO ACCESS YOUR DEGREE AND CERTIFICATE DATA SHEET

- Degree and certificate data could be disaggregated further by ethnicity and gender. In this example, to display degree and certificate data by gender, click the (+) symbol next to “Gender.”

**Who uses this report:**  
All users who need degree and certificate data.

**What is this report:**  
This report provides the degree and certificate counts by college, division and department. Additionally, all users could explore degree and certificate awarded by ethnicity and gender.

Measure: Awards	Award Group	Major	2016-17	2017-18	2018-19	2019-20	2020-21
Associate in Arts	SACC - Accounting		24	26	27	24	28
		SANI - Art History	3	1	4	2	2
		SANI - Anthropology	7	6	16	6	6
		SART - Art	5	10	3	1	10
		SBUS - Business Administration	8	17	16	14	31
		1CHD - Child Development	23	11	17	8	16
		1CDS - Communication Studies	26	51	21	19	27
		1SCD - Economics	5	1	4	2	5
		1ENO - English	5	5	2	5	4
		1GID - Graphic & Interactive Design	13	10	16	16	24
		1GSH - Humanities	1	3	4	2	2
		1GSS - General Studies/Social Science	72	90	78	64	60
		1HIS - History	2	2	1		1
		1IBS - Business International Studies	1				
		1JAP - Japanese	1	7	4	5	8
		1MUJ - Music/Technology	11	13	16	13	13
1MUA - Music: General	5	5	6	5	6		
1PE - Physical Education	3	1	4	4			

- The data will change and display degree and certificate data by gender.

**Who uses this report:**  
All users who need degree and certificate data.

**What is this report:**  
This report provides the degree and certificate counts by college, division and department. Additionally, all users could explore degree and certificate awarded by ethnicity and gender.

Measure: Awards	Award Group	Major	Gender	2016-17	2017-18	2018-19	2019-20	2020-21
Associate in Arts	SACC - Accounting	Female		15	16	16	13	16
			Male	9	9	11	11	11
			Unknown gender	1				1
		Total		24	26	27	24	28
		SANI - Art History	Female	3		2	2	2
			Male		1	2		
			Total		3	1	4	2
		SANI - Anthropology	Female	6	6	9	3	5
			Male	1	2	6	5	1
			Total		7	8	15	6
		SART - Art	Female	4	7	2		7
			Male	1	2	1	1	3
			Unknown gender					1
		Total		5	10	3	1	10
		SBUS - Business Administration	Female	4	7	10	9	11
			Male	4	9	6	5	20
Unknown gender						1		
Total		8	17	16	14	31		
1CHD - Child Development	Female	22	11	17	7	16		
	Male	1			1			
	Total		23	11	17	6	16	