

De Anza College Office of Institutional Research and Planning

To: Randy Bryant, CTE and Workforce Development

From: Ola Sabawi, Research Analyst

Date: 11/5/2018

Subject: CTE Report – 2016 to 2018

This report provides demographic and enrollment information about De Anza's Career Technical Education (CTE) students who were enrolled between 2015-16 and 2017-18. CTE students were identified as students who have successfully completed two or more CTE courses during these three academic years. Enrollment information includes general education (GE) course enrollment and success. Rates of degrees, transfer degrees, and certificates awarded to CTE students are also provided.

Table of Contents

CTE Student Demographics

Enrollment Characteristics

[Enrollment by Quarter](#)

[Enrollment by Ethnicity](#)

[Enrollment by Department](#)

[Length of Enrollment](#)

Degrees/Certificates Awarded

GE Course Enrollment and Success

CTE Students' GE Course Enrollment by CTE Department

[Computer Information Systems](#)

[Accounting](#)

[Business Administration and Management](#)

[Child Development](#)

[Health Technologies](#)

[Automotive Technology](#)

[Design and Manufacturing Technology](#)

[Administration of Justice](#)

[Film & Television Production](#)

[Arts](#)

[Paralegal Studies](#)

[Nursing](#)

[Real Estate](#)

[Environmental Studies](#)

[Journalism](#)

[Nutrition](#)

[Photography](#)

[Massage Therapy](#)

Demographics

CTE student demographics are reported over the average of nine academic terms between fall 2015 and spring 2018. On an average term between the 2015-16 and 2017-18 academic years:

- 66% of CTE students were between the ages of 18 and 25 years old.

CTE Student Age	Term Average (2016-2018)	
	#	%
17 and under	54	1%
18 - 20	2,145	30%
21 - 25	2,552	36%
26 - 30	910	13%
31 - 35	483	7%
36 - 40	307	4%
41 - 45	194	3%
46 - 50	148	2%
Over 50	225	3%
Average Total	7,019	100%

- 54% of CTE students were male, while 46% were female.

CTE Student Gender	Term Average (2016-2018)	
	#	%
Female	3,250	46%
Male	3,769	54%
Total	7,019	100%

- 46% of CTE students were Asian, 20% were Latino/a, and 19% were White.

CTE Student Ethnicity	Term Average (2016-2018)	
	#	%
African American	205	3%
Asian	3,255	46%
Filipino	426	6%
Latino/a	1,433	20%
White	1,354	19%
Other	346	5%
Total	7,019	100%

- 26% of CTE students were low-income students¹.

CTE Student Income	Term Average (2016-2018)	
	#	%
Low Income	1,837	26%
Non Low Income	5,182	74%
Total	7,019	100%

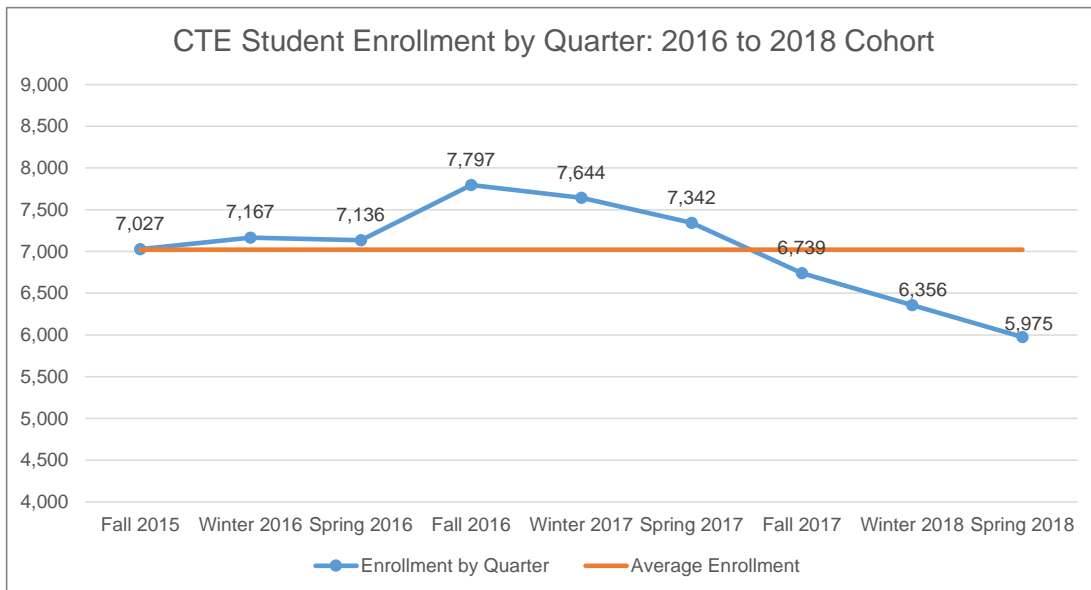
¹ Low-income status includes students with a family income of \$25,000 or less, which is below the federal poverty rate for a family of four.

Enrollment Characteristics

Enrollment by Quarter

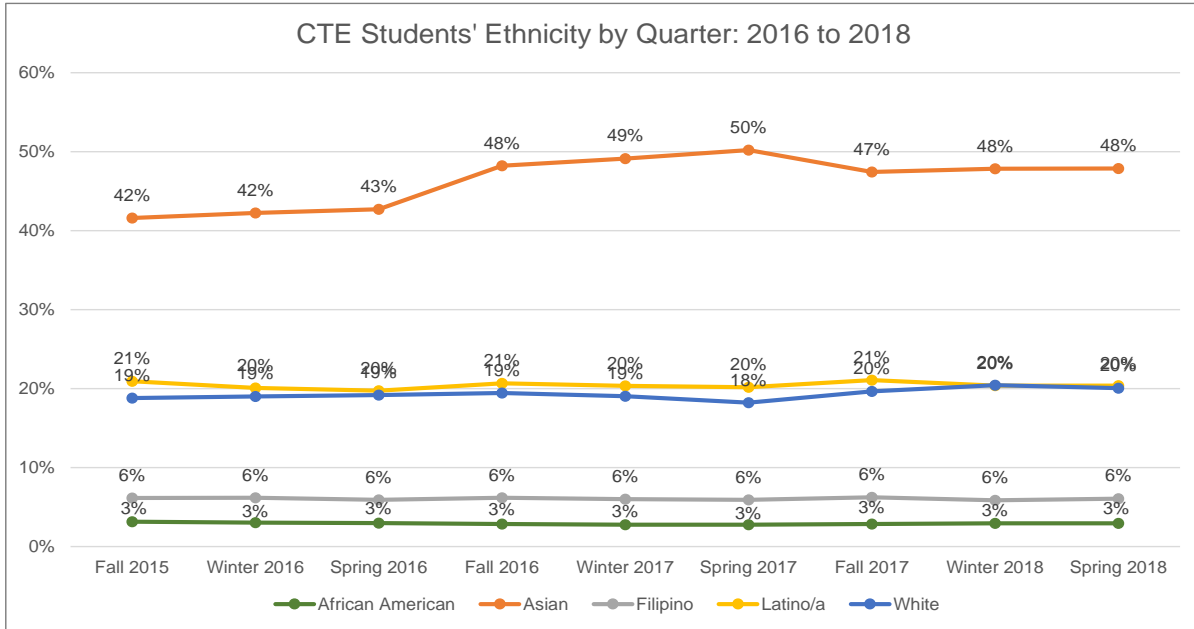
Over the time frame, 13,153 students successfully completed at least two CTE courses in the same department. Of those students, an average of 7,020 students were actively enrolled per quarter. The highest enrollment was 7,797 CTE students during fall 2016, and the lowest enrollment was 5,975 CTE students during spring 2018.

CTE Student Headcount	Enrollment by Quarter	
	#	%
CTE Student Headcount	13,153	100%
Fall 2015	7,027	53%
Winter 2016	7,167	54%
Spring 2016	7,136	54%
Fall 2016	7,797	59%
Winter 2017	7,644	58%
Spring 2017	7,342	56%
Fall 2017	6,739	51%
Winter 2018	6,356	48%
Spring 2018	5,975	45%
Average by Quarter	7,020	53%



Enrollment by Ethnicity

Enrollment by ethnicity among CTE students was consistent in every academic term between fall 2015 and spring 2018. The biggest difference was between spring 2016 and spring 2017 where Asian student enrollment increased 6 percentage points from 43% to 50%. All groups are representative of the overall ethnic distribution of the whole campus.



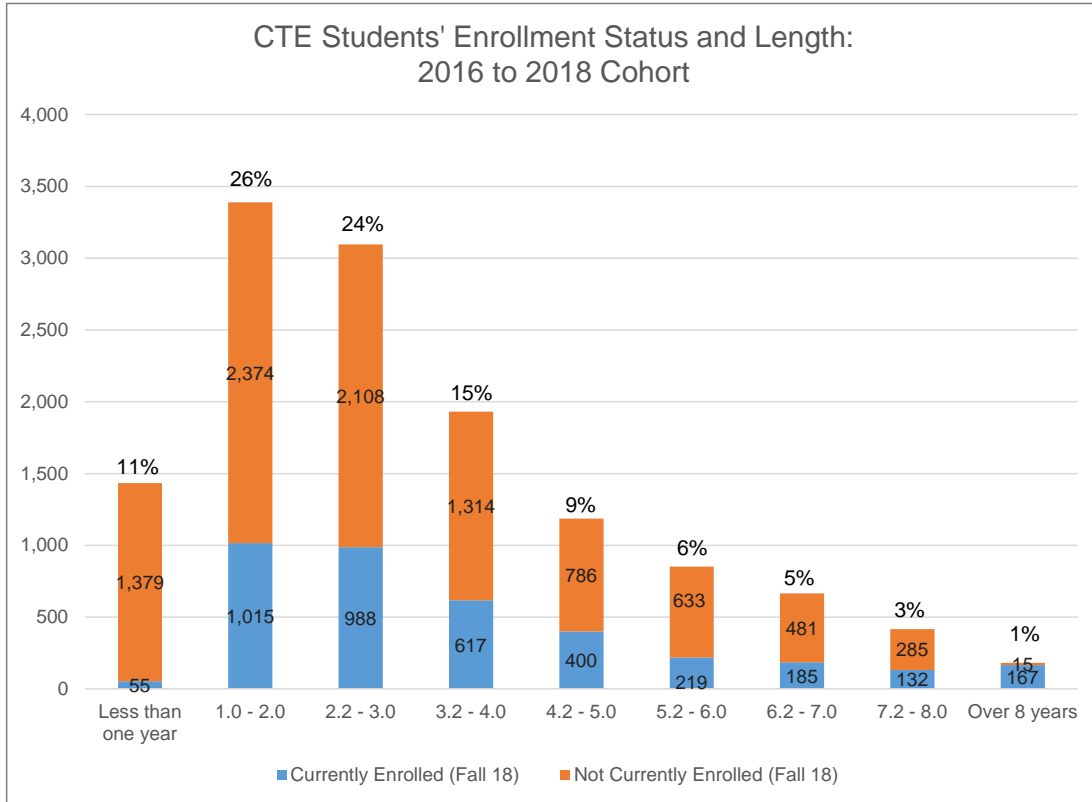
Enrollment by Department

CTE students were grouped into departments in which they have completed the highest number of CTE courses. The departments with the highest CTE student headcount were Computer Information Systems (24%), Accounting (20%), and Business (14%).

	Enrollment by Department	
	#	%
Computer Information Syst-FD	3,141	24%
Accounting-DA	2,650	20%
Business-FD	1,780	14%
Child Development-DA	1,343	10%
Health Technologies-DA	770	6%
Automotive Technology-DA	623	5%
Design & Manufacturing Tech-DA	459	3%
Administration of Justice-DA	432	3%
Film & Television Product-DA	402	3%
Arts-DA	266	2%
Paralegal Program-DA	262	2%
Nursing-DA	259	2%
Real Estate-DA	219	2%
Environmental Studies-DA	159	1%
Journalism-DA	131	1%
Nutrition-DA	114	1%
Photography-DA	81	1%
Massage Therapy-DA	62	0%
Total	13,153	100%

Length of Enrollment

The length of enrollment (in years) was determined by calculating the difference between the first quarter CTE students attended at De Anza and the last quarter attended. Most CTE students remained enrolled at De Anza between one and two years (26%) or between two and three years (24%).



Degrees Awarded

Of CTE students who are not currently enrolled in fall 2018:

- 27% were awarded an AA/AS degree.
- 10% were awarded an Associate Degree for transfer.
- 9% were awarded a certificate.

Current Enrollment Status	2016 to 2018 CTE Students	Awarded Certificate		Awarded Degree		Transfer Degree	
		#	%	#	%	#	%
Currently Enrolled (Fall 18)	3,778	258	7%	276	7%	44	1%
Not Enrolled (Fall 18)	9,375	844	9%	2,550	27%	939	10%
Total	13,153	1,102	8%	2,826	21%	983	7%

GE Course Enrollment and Success

- 81% (10,697) of CTE students were enrolled in at least one GE course at De Anza.

	2016 to 2018 CTE Students	
	#	%
<i>CTE Student Headcount</i>	13,153	100%
Enrolled in GE Courses	10,697	81%
Enrolled Only in CTE Courses	2,456	19%

- The most popular GE courses among CTE students by registration count include HUMI 001- Creative Minds (53%), EWRT 1A – Composition and Reading (50%), and MATH 10 – Elementary Statistics and Probability (40%).

2016 to 2018 CTE Student Cohort		
Popular GE Courses	Enrollment Count	Enrollment/student
<i>CTE Student Headcount</i>	<i>13,153</i>	<i>100%</i>
HUMID001.	7,030	53%
EWRTD001A	6,590	50%
MATHD010.	5,218	40%
EWRTD002.	4,695	36%
ECOND001.	4,188	32%
ECOND002.	3,663	28%
POLID001.	3,520	27%
ANTHD002.	3,408	26%
PSYCD001.	3,393	26%
ASTRD004.	3,060	23%
HUMAD010.	2,296	17%
ANTHD001.	2,255	17%
EWRTD001B	2,171	17%
ESCID001.	2,006	15%
SOCD001.	1,634	12%
BIOLD010.	1,550	12%
NUTRD010.	1,500	11%
HISTD017C	1,478	11%
ARTSD001A	1,379	10%
HISTD017A	1,368	10%

- Among the 20 most popular GE courses, CTE students had the highest success rates in ESCI 001 – Environmental Science (93%), followed by ASTR 004 – Solar System Astronomy (92%). The lowest success rates were in HIST 17A - History of the United States to Early National Era (72%), followed by MATH 10– Elementary Statistics and Probability (74%).

Top 20 GE Courses	2016 to 2018 CTE Student Cohort: GE Course Success							
	Success		Non Success		Withdraw		Total	
	#	%	#	%	#	%	#	%
HUMID001.	6,160	88%	530	8%	340	5%	7,030	100%
EWRTD001A	5,812	88%	388	6%	390	6%	6,590	100%
MATHD010.	3,881	74%	682	13%	655	13%	5,218	100%
EWRTD002.	4,100	87%	248	5%	347	7%	4,695	100%
ECONDO01.	3,629	87%	358	9%	201	5%	4,188	100%
ECONDO02.	3,271	89%	265	7%	127	3%	3,663	100%
POLID001.	2,830	80%	405	12%	285	8%	3,520	100%
ANTHD002.	2,904	85%	290	9%	214	6%	3,408	100%
PSYCD001.	2,815	83%	365	11%	213	6%	3,393	100%
ASTRD004.	2,816	92%	164	5%	80	3%	3,060	100%
HUMAD010.	1,916	83%	248	11%	132	6%	2,296	100%
ANTHD001.	1,954	87%	186	8%	115	5%	2,255	100%
EWRTD001B	1,759	81%	186	9%	226	10%	2,171	100%
ESCID001.	1,861	93%	76	4%	69	3%	2,006	100%
SOCDO01.	1,366	84%	145	9%	123	8%	1,634	100%
BIOLD010.	1,283	83%	146	9%	121	8%	1,550	100%
NUTRD010.	1,208	81%	190	13%	102	7%	1,500	100%
HISTD017C	1,202	81%	167	11%	109	7%	1,478	100%
ARTSD001A	1,225	89%	87	6%	67	5%	1,379	100%
HISTD017A	989	72%	195	14%	184	13%	1,368	100%

CTE Students' GE Course Enrollment by CTE Department

CTE Department	2016 to 2018 CTE Student Cohort		
	Popular GE Courses	Enrollment Count	Enrollment/student
<i>Computer Information Syst-FD</i>	<i>Student Headcount</i>	<i>3,141</i>	<i>100%</i>
	EWRTD001A	1,711	54%
	HUMID001.	1,654	53%
	EWRTD002.	1,327	42%
	PHYSD004A	997	32%
	ECOND001.	806	26%
	ANTHD002.	766	24%
	PSYCD001.	690	22%
	POLID001.	674	21%
	MATHD010.	628	20%
	ECOND002.	623	20%
	ANTHD001.	526	17%
	ASTRD004.	525	17%
	EWRTD001B	481	15%
	ESCID001.	450	14%
	CHEMD001A	424	13%
	HUMID016.	382	12%
	BIOLD010.	375	12%
	HUMAD010.	362	12%
	ARTSD001A	325	10%
	SOCD001.	303	10%
	HISTD017A	297	9%
	E SD001.	288	9%
	PHILD001.	280	9%
	HISTD017C	250	8%
	JAPND001.	249	8%
	ESLD005.	234	7%
	PHILD004.	233	7%
	HISTD017B	231	7%
	METD010.	216	7%
	PHILD008.	201	6%
	NUTRD010.	196	6%
	MUSID001A	188	6%
	ICSD005.	184	6%
	PHILD003.	180	6%
	PSYCD008.	158	5%
	COMMMD001.	158	5%

CTE Department	2016 to 2018 CTE Student Cohort		
	Popular GE Courses	Enrollment Count	Enrollment/student
<i>Computer Information Syst-FD</i>	<i>Student Headcount</i>	<i>3,141</i>	<i>100%</i>
	GEOD010.	158	5%
	PHTGD007.	151	5%
	DANCD038A	144	5%
	PHYSD010.	142	5%
	GEOD001.	142	5%
	F/TVD001.	141	4%
	CHEMD025.	140	4%
	HISTD003A	131	4%
	ARTSD002A	130	4%
	CISD002.	128	4%
	ICSD004.	126	4%
	ESCID001L	124	4%
	ICSD007.	123	4%
	JAPND002.	121	4%
	HISTD003C	119	4%
	E SD003.	118	4%
	GEOLD010.	109	3%
	ESCID019.	109	3%
	SPAND001.	105	3%
	PHYSD002A	96	3%
	HISTD003B	94	3%
	MANDD001.	93	3%
	HISTD006A	92	3%
	PSYCD014.	88	3%
	COMMD010.	88	3%
	ARTSD002F	87	3%
	ASTRD010.	85	3%
	BIOLD006A	85	3%
	E SD002.	81	3%
	BIOLD011.	80	3%
	HUMAD050.	72	2%
	PHILD002.	71	2%
	HUMID009.	69	2%
	KORED001.	67	2%
	JOURD002.	66	2%
	F/TVD002B	64	2%
	JAPND003.	64	2%
	MANDD002.	62	2%
	THEAD001.	57	2%
	GEOD004.	54	2%

CTE Department	2016 to 2018 CTE Student Cohort		
	Popular GE Courses	Enrollment Count	Enrollment/student
<i>Computer Information Syst-FD</i>	<i>Student Headcount</i>	<i>3,141</i>	<i>100%</i>
	ANTHD001L	54	2%
	FREND001.	53	2%
	ICSD020.	53	2%
	ELITD010.	52	2%
	HUMID007.	52	2%
	ARTSD002D	50	2%
	CHEMD010.	50	2%
	MANDD003.	49	2%
	F/TVD002A	48	2%
	ARTSD001B	46	1%
	F/TVD010.	44	1%
	HUMID006.	43	1%
	KNESD022A	42	1%
	ICSD024.	42	1%
	ARTSD002C	41	1%
	DANCD023L	41	1%
	PHILD007.	41	1%
	VIETD001.	40	1%
	HISTD006C	40	1%
	INTLD013.	39	1%
	SOCD020.	39	1%
	ARTSD002G	38	1%
	INTLD011.	37	1%
	MUSID001B	37	1%
	LINGD001.	34	1%
	WMSTD001.	34	1%
	PSYCD009.	34	1%
	METD010L	32	1%
	HISTD006B	32	1%
	WMSTD008.	32	1%
	SPAND002.	32	1%
	GEOLD020.	31	1%
	HISTD019A	30	1%
	HUMID013.	30	1%
	ICSD033.	30	1%
	ELITD011.	30	1%
	KNESD050A	29	1%
	SIGND001.	29	1%
	KNESD50AL	29	1%
	GERMD001.	28	1%

CTE Department	2016 to 2018 CTE Student Cohort		
	Popular GE Courses	Enrollment Count	Enrollment/student
<i>Computer Information Syst-FD</i>	<i>Student Headcount</i>	<i>3,141</i>	<i>100%</i>
	ICSD011.	28	1%
	HLTHD021.	28	1%
	ELITD022.	28	1%
	ANTHD003.	28	1%
	BUSD021.	27	1%
	ARTSD002B	27	1%
	F/TVD002C	26	1%
	EWRTD030.	26	1%
	PSYCD006.	26	1%
	BUSD056.	25	1%
	PSYCD012.	24	1%
	INTLD010.	24	1%
	ICSD022.	24	1%
	FREND002.	24	1%
	KNESD19AX	24	1%
	KNESD005A	23	1%
	KNESD032A	23	1%
	KNESD052.	23	1%
	POLID002.	23	1%
	MANDD005.	22	1%
	HUMID001H	22	1%
	VIETD003.	22	1%
	KORED002.	21	1%
	C DD010G	21	1%
	ASTRD015L	20	1%
	MUSID001D	20	1%
	JAPND004.	20	1%
	ICSD010.	19	1%
	ICSD035.	19	1%
	ELITD024.	18	1%
	COMMD009.	18	1%
	HUMAD020.	18	1%
	GERMD002.	18	1%
	KNESD15EX	18	1%
	VIETD002.	18	1%
	BIOLD013.	17	1%
	MANDD006.	17	1%
	KNESD022B	17	1%
	C DD010H	17	1%
	ICSD030.	17	1%

CTE Department	2016 to 2018 CTE Student Cohort		
	Popular GE Courses	Enrollment Count	Enrollment/student
<i>Computer Information Syst-FD</i>	<i>Student Headcount</i>	<i>3,141</i>	<i>100%</i>
	KNESD001A	17	1%
	SOCD035.	16	1%
	POLID005.	16	1%
	MANDD004.	16	1%
	KNESD025A	16	1%
	HISTD019B	16	1%
	DANCD024A	15	0%
	DANCD022K	15	0%
	KNESD05AX	15	0%
	KNESD019A	15	0%
	KNESD037E	15	0%
	KNESD031A	15	0%
	ELITD017.	15	0%
	BIOLD006C	15	0%
	DANCD025A	14	0%
	KORED003.	14	0%
	KNESD001B	14	0%
	ICSD044.	14	0%
	POLID003.	14	0%
	FREND003.	14	0%
	P ED032M	13	0%
	KNESD029A	13	0%
	KNESD31BX	13	0%
	JAPND005.	13	0%
	EWRTD01AH	13	0%
	ECOND001H	13	0%
	KNESD015E	13	0%
	PHTGD021.	13	0%
	HUMID015.	13	0%
	SPAND003.	12	0%
	PHILD020B	12	0%
	KNESD15CX	12	0%
	HNDID001.	12	0%
	HISTD009.	12	0%
	KNESD045.	11	0%
	P ED032K	11	0%
	HUMID010.	11	0%
	HISTD010.	11	0%
	KNESD022E	11	0%
	KNESD19DX	11	0%

CTE Department	2016 to 2018 CTE Student Cohort		
	Popular GE Courses	Enrollment Count	Enrollment/student
<i>Computer Information Syst-FD</i>	<i>Student Headcount</i>	<i>3,141</i>	<i>100%</i>
	ECOND002H	11	0%
	PSYCD010G	11	0%
	F/TVD075G	11	0%
	PHILD024.	11	0%
	KNESD022D	11	0%
	ICSD029.	11	0%
	RUSSD003.	11	0%
	PHILD020A	10	0%
	KNESD019D	10	0%
	P ED038W	10	0%
	ICSD045.	10	0%
	P ED045.	10	0%
	MATHD010H	10	0%
	POLID015.	10	0%
	KNESD25AX	10	0%
	KNESD012G	10	0%
	KNESD31AX	10	0%
	ELITD021.	9	0%
	P ED032B	9	0%
	KNESD039A	9	0%
	KNESD015C	9	0%
	KNESD19EX	9	0%
	KNESD054.	9	0%
	KNESD36AX	9	0%
	HISTD016B	9	0%
	EWRTD002H	9	0%
	KNESD22AX	9	0%
	ESLD006.	9	0%
	ICSD016B	9	0%
	PERSD002.	9	0%
	KNESD012D	9	0%
	GERMD003.	9	0%
	ICSD009.	9	0%
	DANCD023M	9	0%
	INTLD019A	9	0%
	P ED032P	8	0%
	ELITD048A	8	0%
	EWRTD001C	8	0%
	ICSD046.	8	0%
	P ED045X	8	0%

CTE Department	2016 to 2018 CTE Student Cohort		
	Popular GE Courses	Enrollment Count	Enrollment/student
<i>Computer Information Syst-FD</i>	<i>Student Headcount</i>	<i>3,141</i>	<i>100%</i>
	GERMD004.	8	0%
	C DD012.	8	0%
	PERSD001.	8	0%
	HUMID020.	8	0%
	ANTHD007.	8	0%
	KNESD038A	8	0%
	WMSTD009.	8	0%
	ICSD026.	8	0%
	RUSSD001.	8	0%
	SIGND002.	8	0%
	P ED032N	7	0%
	DANCD023A	7	0%
	ELITD046A	7	0%
	ELITD012.	7	0%
	KNESD11AX	7	0%
	KNESD036A	7	0%
	RUSSD002.	7	0%
	JAPND006.	7	0%
	KNESD32AX	7	0%
	KNESD032B	7	0%
	COMMD015.	7	0%
	INTLD005.	7	0%
	KNESD19GX	7	0%
	PSYCD010H	7	0%
	PEAD002X	7	0%
	DANCD037A	6	0%
	DANCD022.	6	0%
	ANTHD006.	6	0%
	HNDID002.	6	0%
	INTLD033.	6	0%
	ADMJD029.	6	0%
	ANTHD004.	6	0%
	MATHD044.	6	0%
	SOCD028.	6	0%
	P ED048W	6	0%
	ICSD021.	6	0%
	HUMID005.	6	0%
	PERSD003.	6	0%
	PEAD001X	6	0%
	HISTD06AH	6	0%

CTE Department	2016 to 2018 CTE Student Cohort		
	Popular GE Courses	Enrollment Count	Enrollment/student
<i>Computer Information Syst-FD</i>	<i>Student Headcount</i>	<i>3,141</i>	<i>100%</i>
	KNESD37AX	6	0%
	HISTD06CH	6	0%
	EDUCD046.	6	0%
	ICSD043.	6	0%
	P ED032T	5	0%
	ITALD001.	5	0%
	ESCID020.	5	0%
	ELITD039.	5	0%
	SOCD005.	5	0%
	MUSID001C	5	0%
	KNESD031B	5	0%
	KNESD053.	5	0%
	WMSTD021.	5	0%
	COMMD007.	5	0%
	MASGD050A	5	0%
	P ED38WX	5	0%
	P ED48MX	5	0%
	PSYCD003.	5	0%
	ELITD046B	5	0%
	ECOND004.	5	0%
	KNESD038B	5	0%
	KNESD007A	5	0%
	KNESD25BX	5	0%
	KNESD019G	5	0%
	KNESD026A	5	0%
	KNESD022C	5	0%
	P ED48WX	5	0%
	P ED039M	5	0%
	P ED39MX	4	0%
	KNESD016A	4	0%
	ICSD027.	4	0%
	P ED048M	4	0%
	COMMD008.	4	0%
	KNESD012H	4	0%
	ITALD002.	4	0%
	WMSTD003C	4	0%
	ICSD031.	4	0%
	HUMID018.	4	0%
	KNESD019E	4	0%
	HNDID003.	4	0%

CTE Department	2016 to 2018 CTE Student Cohort		
	Popular GE Courses	Enrollment Count	Enrollment/student
<i>Computer Information Syst-FD</i>	<i>Student Headcount</i>	<i>3,141</i>	<i>100%</i>
	COMMD016.	4	0%
	ICSD017.	4	0%
	P ED032L	4	0%
	P ED041.	4	0%
	ANTHD002H	4	0%
	PSYCD051.	4	0%
	ELITD048C	4	0%
	WMSTD012.	4	0%
	KNESD002A	4	0%
	POLID017.	4	0%
	HISTD016A	4	0%
	ICSD016A	4	0%
	KNESD001C	3	0%
	PHILD020C	3	0%
	HISTD007A	3	0%
	ARTSD002H	3	0%
	P ED043.	3	0%
	DANCD025B	3	0%
	ELITD019.	3	0%
	ARTSD002J	3	0%
	ECOND003.	3	0%
	P ED044M	3	0%
	C DD064.	3	0%
	KNESD31CX	3	0%
	P ED032S	3	0%
	DANCD024B	3	0%
	KNESD22CX	3	0%
	KNESD032C	3	0%
	KNESD22BX	3	0%
	P ED32JX	3	0%
	ANTHD001H	3	0%
	EWRTD01BH	3	0%
	KNESD012E	3	0%
	P ED041X	3	0%
	INTLD021.	3	0%
	P ED32LX	3	0%
	ICSD032.	3	0%
	ELITD046C	3	0%
	KNESD039B	3	0%
	SPAND004.	3	0%

CTE Department	2016 to 2018 CTE Student Cohort		
	Popular GE Courses	Enrollment Count	Enrollment/student
<i>Computer Information Syst-FD</i>	<i>Student Headcount</i>	<i>3,141</i>	<i>100%</i>
	ECOND005.	3	0%
	KNESD37BX	3	0%
	KNESD39AX	3	0%
	WMSTD028.	3	0%
	ICSD037.	3	0%
	KNESD039C	2	0%
	P ED44MY	2	0%
	DANCD023N	2	0%
	P ED44MX	2	0%
	P ED032F	2	0%
	P ED046X	2	0%
	PHILD014B	2	0%
	P ED046.	2	0%
	ITALD003.	2	0%
	POLID016.	2	0%
	ARTSD002L	2	0%
	KNESD005C	2	0%
	ICSD038A	2	0%
	KNESD026B	2	0%
	P ED043X	2	0%
	PHILD030.	2	0%
	ELITD048B	2	0%
	HISTD018B	2	0%
	ESCID030.	2	0%
	ICSD018B	2	0%
	KNESD32BX	2	0%
	P ED032H	2	0%
	HISTD03BH	2	0%
	PHILD049.	2	0%
	BIOLD010H	2	0%
	HISTD03CH	2	0%
	ELITD008.	2	0%
	KNESD26AX	2	0%
	KNESD15AX	2	0%
	KNESD029B	2	0%
	KNESD16AX	2	0%
	ICSD038B	2	0%
	MATHD046.	2	0%
	HISTD018A	2	0%
	P ED32MX	2	0%

CTE Department	2016 to 2018 CTE Student Cohort		
	Popular GE Courses	Enrollment Count	Enrollment/student
<i>Computer Information Syst-FD</i>	<i>Student Headcount</i>	<i>3,141</i>	<i>100%</i>
	ARTSD03TC	2	0%
	P ED032I	2	0%
	P ED044W	2	0%
	P ED44WY	2	0%
	HISTD06BH	2	0%
	HUMID009H	2	0%
	KNESD038C	2	0%
	KNESD011A	2	0%
	WMSTD024.	1	0%
	KNESD37CX	1	0%
	KNESD22DX	1	0%
	ANTHD068.	1	0%
	BIOLD06CH	1	0%
	COMMD001H	1	0%
	P ED039W	1	0%
	WMSTD049.	1	0%
	P ED032J	1	0%
	P ED42WX	1	0%
	INTLD022.	1	0%
	DANCD022L	1	0%
	DANCD037B	1	0%
	KNESD33AX	1	0%
	ICSD019.	1	0%
	KNESD37DX	1	0%
	INTLD008.	1	0%
	WMSTD025.	1	0%
	INTLD024.	1	0%
	BIOLD06AH	1	0%
	KNESD005B	1	0%
	ICSD025.	1	0%
	KNESD001D	1	0%
	P ED032W	1	0%
	ICSD018A	1	0%
	KNESD037A	1	0%
	HISTD007B	1	0%
	HISTD17AH	1	0%
	COMMD070.	1	0%
	P ED32HX	1	0%
	P ED047W	1	0%
	INTLD019B	1	0%

CTE Department	2016 to 2018 CTE Student Cohort		
	Popular GE Courses	Enrollment Count	Enrollment/student
<i>Computer Information Syst-FD</i>	<i>Student Headcount</i>	<i>3,141</i>	<i>100%</i>
	KNESD05BX	1	0%
	KNESD025B	1	0%
	P ED39WX	1	0%
	POLID017H	1	0%
	C DD061.	1	0%
<i>Accounting-DA</i>	<i>Student Headcount</i>	<i>2,650</i>	<i>100%</i>
	HUMID001.	2,182	82%
	MATHD010.	2,045	77%
	ECOND001.	2,023	76%
	ECOND002.	1,948	74%
	EWRTD001A	1,786	67%
	EWRTD002.	1,420	54%
	ASTRD004.	1,027	39%
	POLID001.	984	37%
	ANTHD002.	844	32%
	PSYCD001.	733	28%
	ESCID001.	712	27%
	ANTHD001.	578	22%
	EWRTD001B	526	20%
	ESCID001L	486	18%
	ARTSD001A	462	17%
	HUMAD010.	434	16%
	HISTD017C	406	15%
	HUMID016.	390	15%
	BIOLD010.	371	14%
	HISTD017A	366	14%
	SOCD001.	358	14%
	GEOD001.	319	12%
	ICSD005.	317	12%
	PHILD001.	307	12%
	HISTD017B	290	11%
	ESLD005.	284	11%
	METD010.	274	10%
	E SD001.	270	10%
	NUTRD010.	269	10%
	PHILD004.	242	9%
	DANCD038A	240	9%
	PHILD008.	240	9%
	PHILD003.	227	9%
	ANTHD001L	221	8%

CTE Department	2016 to 2018 CTE Student Cohort		
	Popular GE Courses	Enrollment Count	Enrollment/student
<i>Accounting-DA</i>	<i>Student Headcount</i>	<i>2,650</i>	<i>100%</i>
	ESCID019.	210	8%
	E SD003.	192	7%
	ICSD007.	174	7%
	ARTSD002A	168	6%
	JAPND001.	157	6%
	SPAND001.	157	6%
	PHTGD007.	154	6%
	MUSID001A	150	6%
	GEOD010.	147	6%
	HISTD003A	146	6%
	ARTSD002F	142	5%
	PSYCD014.	140	5%
	F/TVD001.	133	5%
	CHEMD001A	132	5%
	COMMD001.	128	5%
	GEOLD010.	125	5%
	PSYCD008.	122	5%
	COMMD010.	118	4%
	ICSD004.	117	4%
	BIOLD011.	109	4%
	HUMID009.	106	4%
	MANDD001.	102	4%
	HISTD003C	99	4%
	ICSD024.	99	4%
	HUMAD050.	96	4%
	KORED001.	90	3%
	HUMID006.	89	3%
	BUSD056.	88	3%
	E SD002.	84	3%
	HUMID007.	83	3%
	ASTRD015L	80	3%
	ASTRD010.	79	3%
	JAPND002.	78	3%
	ICSD020.	74	3%
	HISTD006A	74	3%
	FREND001.	73	3%
	F/TVD002B	72	3%
	METD010L	71	3%
	ARTSD002C	66	2%
	THEAD001.	65	2%

CTE Department	2016 to 2018 CTE Student Cohort		
	Popular GE Courses	Enrollment Count	Enrollment/student
<i>Accounting-DA</i>	<i>Student Headcount</i>	<i>2,650</i>	<i>100%</i>
	ICSD033.	65	2%
	SOCD020.	64	2%
	ARTSD002D	63	2%
	HISTD003B	63	2%
	SPAND002.	63	2%
	INTLD013.	62	2%
	ARTSD001B	59	2%
	PHILD002.	59	2%
	MANDD002.	57	2%
	CHEMD025.	55	2%
	BIOLD006A	52	2%
	HISTD006C	52	2%
	GEOD004.	50	2%
	ICSD011.	50	2%
	BUSD021.	50	2%
	PHYSD010.	50	2%
	MUSID001B	49	2%
	ELITD010.	49	2%
	ICSD035.	49	2%
	HUMID013.	46	2%
	CHEMD010.	46	2%
	INTLD011.	45	2%
	HUMAD020.	45	2%
	HLTHD021.	45	2%
	WMSTD001.	44	2%
	PSYCD009.	44	2%
	JAPND003.	43	2%
	GEOLD020.	43	2%
	HISTD006B	42	2%
	KNESD022A	42	2%
	MANDD003.	42	2%
	JOURD002.	41	2%
	SIGND001.	41	2%
	PHYSD004A	40	2%
	KNESD022B	39	1%
	C DD010G	39	1%
	VIETD001.	36	1%
	KORED002.	36	1%
	VIETD003.	35	1%
	ARTSD002G	34	1%

CTE Department	2016 to 2018 CTE Student Cohort		
	Popular GE Courses	Enrollment Count	Enrollment/student
<i>Accounting-DA</i>	<i>Student Headcount</i>	<i>2,650</i>	<i>100%</i>
	KNESD052.	33	1%
	ICSD022.	33	1%
	PHYSD002A	33	1%
	ELITD024.	32	1%
	DANCD024A	32	1%
	DANCD023L	32	1%
	KNESD50AL	30	1%
	F/TVD002A	30	1%
	KNESD050A	29	1%
	C DD010H	29	1%
	KNESD15CX	28	1%
	HISTD009.	28	1%
	ARTSD002B	28	1%
	VIETD002.	28	1%
	HUMID001H	28	1%
	ECOND002H	27	1%
	MUSID001D	26	1%
	FREND002.	26	1%
	PSYCD012.	26	1%
	KNESD25AX	26	1%
	KNESD15EX	25	1%
	MANDD005.	25	1%
	CISD002.	24	1%
	ICSD010.	24	1%
	DANCD023A	23	1%
	KNESD032A	23	1%
	HUMID010.	23	1%
	ICSD044.	23	1%
	KNESD031A	23	1%
	KORED003.	23	1%
	DANCD022K	23	1%
	ECOND004.	22	1%
	KNESD005A	22	1%
	KNESD025A	22	1%
	WMSTD008.	22	1%
	ICSD030.	22	1%
	DANCD025A	21	1%
	MANDD004.	21	1%
	SPAND003.	20	1%
	KNESD022E	20	1%

CTE Department	2016 to 2018 CTE Student Cohort		
	Popular GE Courses	Enrollment Count	Enrollment/student
<i>Accounting-DA</i>	<i>Student Headcount</i>	<i>2,650</i>	<i>100%</i>
	BIOLD013.	20	1%
	ELITD022.	19	1%
	KNESD22BX	19	1%
	INTLD010.	19	1%
	PHILD007.	19	1%
	POLID003.	19	1%
	KNESD19AX	19	1%
	HNDID001.	18	1%
	ICSD009.	18	1%
	KNESD05AX	18	1%
	POLID002.	17	1%
	MANDD006.	17	1%
	ESLD006.	17	1%
	ANTHD003.	17	1%
	F/TVD010.	17	1%
	DANCD037A	17	1%
	INTLD019A	16	1%
	HISTD019B	16	1%
	KNESD19GX	16	1%
	KNESD22AX	16	1%
	KNESD019A	16	1%
	P ED032M	16	1%
	ELITD011.	16	1%
	KNESD015C	16	1%
	PHTGD021.	16	1%
	LINGD001.	16	1%
	HNDID003.	15	1%
	HISTD019A	15	1%
	GERMD001.	15	1%
	ARTSD002J	15	1%
	P ED032K	14	1%
	ECOND001H	14	1%
	COMMD009.	14	1%
	C DD012.	14	1%
	P ED032H	14	1%
	ECOND003.	13	0%
	FREND003.	13	0%
	KNESD022D	13	0%
	PHILD020A	13	0%
	COMMD008.	13	0%

CTE Department	2016 to 2018 CTE Student Cohort		
	Popular GE Courses	Enrollment Count	Enrollment/student
<i>Accounting-DA</i>	<i>Student Headcount</i>	<i>2,650</i>	<i>100%</i>
	KNESD37AX	13	0%
	KNESD36AX	12	0%
	HUMID015.	12	0%
	KNESD026A	12	0%
	ELITD017.	12	0%
	P ED040.	12	0%
	KNESD045.	12	0%
	P ED040X	12	0%
	ICSD029.	12	0%
	WMSTD003C	12	0%
	SIGND002.	11	0%
	KNESD012D	11	0%
	KNESD19DX	11	0%
	PSYCD010G	11	0%
	KNESD038A	10	0%
	KNESD039A	10	0%
	KNESD019D	10	0%
	P ED032F	10	0%
	KNESD022C	10	0%
	ARTSD03TC	10	0%
	EWRTD030.	10	0%
	ICSD032.	10	0%
	P ED041.	10	0%
	COMMD016.	10	0%
	HNDID002.	10	0%
	ADMJD029.	10	0%
	F/TVD002C	10	0%
	ICSD046.	10	0%
	KNESD11AX	10	0%
	COMMD015.	10	0%
	P ED032J	10	0%
	KNESD001A	10	0%
	P ED39MX	10	0%
	WMSTD012.	10	0%
	PSYCD006.	10	0%
	P ED47MX	9	0%
	P ED045.	9	0%
	P ED032T	9	0%
	PEAD001X	9	0%
	P ED047M	9	0%

CTE Department	2016 to 2018 CTE Student Cohort		
	Popular GE Courses	Enrollment Count	Enrollment/student
<i>Accounting-DA</i>	<i>Student Headcount</i>	<i>2,650</i>	<i>100%</i>
	KNESD031B	9	0%
	ANTHD007.	9	0%
	P ED041X	9	0%
	ICSD027.	9	0%
	KNESD31AX	9	0%
	ITALD001.	9	0%
	P ED032I	9	0%
	MATHD010H	9	0%
	GERMD002.	9	0%
	KNESD019E	9	0%
	WMSTD009.	8	0%
	P ED032P	8	0%
	ICSD021.	8	0%
	SOCD035.	8	0%
	KNESD19EX	8	0%
	P ED046.	8	0%
	COMMD070.	8	0%
	P ED032N	8	0%
	PSYCD010H	8	0%
	ESCID020.	8	0%
	DANCD024B	8	0%
	KNESD015E	8	0%
	P ED32HX	8	0%
	HUMID005.	8	0%
	BIOLD006C	8	0%
	INTLD019B	8	0%
	ESCID030.	8	0%
	HISTD007A	8	0%
	P ED032L	7	0%
	KNESD054.	7	0%
	KNESD036A	7	0%
	INTLD005.	7	0%
	WMSTD021.	7	0%
	ELITD021.	7	0%
	P ED32MX	7	0%
	DANCD022.	7	0%
	KNESD053.	7	0%
	HISTD010.	7	0%
	ICSD031.	7	0%
	C DD064.	7	0%

CTE Department	2016 to 2018 CTE Student Cohort		
	Popular GE Courses	Enrollment Count	Enrollment/student
<i>Accounting-DA</i>	<i>Student Headcount</i>	<i>2,650</i>	<i>100%</i>
	ARTSD002L	7	0%
	ICSD043.	7	0%
	PERSD001.	7	0%
	ANTHD004.	7	0%
	P ED043.	6	0%
	PERSD003.	6	0%
	KNESD032B	6	0%
	ICSD016B	6	0%
	P ED043X	6	0%
	P ED045X	6	0%
	KNESD32AX	6	0%
	P ED039M	6	0%
	JAPND004.	6	0%
	KNESD016A	6	0%
	POLID005.	6	0%
	MATHD044.	6	0%
	P ED046X	6	0%
	PEAD002X	6	0%
	DANCD025B	5	0%
	BIOLD010H	5	0%
	KNESD039B	5	0%
	KNESD037E	5	0%
	P ED32IX	5	0%
	KNESD31BX	5	0%
	HUMID020.	5	0%
	P ED32JX	5	0%
	ICSD016A	5	0%
	PHILD020B	5	0%
	KNESD012H	5	0%
	HISTD016B	5	0%
	RUSSD003.	5	0%
	GERMD003.	5	0%
	ECOND005.	5	0%
	KNESD25BX	5	0%
	JAPND005.	5	0%
	P ED038W	5	0%
	RUSSD001.	5	0%
	ELITD008.	4	0%
	HISTD06BH	4	0%
	HISTD06AH	4	0%

CTE Department	2016 to 2018 CTE Student Cohort		
	Popular GE Courses	Enrollment Count	Enrollment/student
<i>Accounting-DA</i>	<i>Student Headcount</i>	<i>2,650</i>	<i>100%</i>
	EWRTD002H	4	0%
	KNESD15AX	4	0%
	KNESD005B	4	0%
	KNESD038B	4	0%
	ARTSD002H	4	0%
	KNESD026B	4	0%
	SPAND004.	4	0%
	ICSD045.	4	0%
	COMMD007.	4	0%
	KNESD22CX	4	0%
	INTLD022.	4	0%
	SOCD005.	4	0%
	ICSD018B	4	0%
	RUSSD002.	4	0%
	POLID015.	4	0%
	SOCD028.	4	0%
	ICSD017.	4	0%
	ANTHD006.	4	0%
	HUMID018.	4	0%
	ELITD048A	4	0%
	P ED048M	4	0%
	KNESD002A	4	0%
	DANCD023M	4	0%
	ICSD038A	4	0%
	ICSD017H	3	0%
	P ED047W	3	0%
	KNESD22EX	3	0%
	P ED48MX	3	0%
	P ED044M	3	0%
	KNESD038C	3	0%
	P ED44MX	3	0%
	INTLD021.	3	0%
	KNESD019G	3	0%
	GERMD004.	3	0%
	PHILD014B	3	0%
	P ED32LX	3	0%
	P ED048W	3	0%
	P ED032B	3	0%
	KNESD26AX	3	0%
	KNESD031C	3	0%

CTE Department	2016 to 2018 CTE Student Cohort		
	Popular GE Courses	Enrollment Count	Enrollment/student
<i>Accounting-DA</i>	<i>Student Headcount</i>	<i>2,650</i>	<i>100%</i>
	KNESD37BX	3	0%
	KNESD001C	3	0%
	KNESD029A	3	0%
	PERSD002.	3	0%
	WMSTD028.	3	0%
	ICSD019.	3	0%
	KNESD007A	3	0%
	ELITD019.	3	0%
	MASGD050A	3	0%
	POLID016.	3	0%
	HISTD007B	3	0%
	KNESD011A	3	0%
	PHILD020C	3	0%
	ICSD026.	3	0%
	JAPND006.	3	0%
	MATHD046.	3	0%
	DANCD024C	3	0%
	KNESD16AX	2	0%
	KNESD012E	2	0%
	KNESD038D	2	0%
	ITALD002.	2	0%
	KNESD05BX	2	0%
	P ED38WX	2	0%
	KNESD006A	2	0%
	POLID017H	2	0%
	P ED032S	2	0%
	P ED042W	2	0%
	P ED42WX	2	0%
	KNESD31CX	2	0%
	KNESD015A	2	0%
	KNESD22DX	2	0%
	POLID056.	2	0%
	P ED044W	2	0%
	WMSTD025.	2	0%
	HISTD018B	2	0%
	KNESD029B	2	0%
	SPAND005.	2	0%
	EWRTD01AH	2	0%
	KNESD012G	2	0%
	EWRTD001C	2	0%

CTE Department	2016 to 2018 CTE Student Cohort		
	Popular GE Courses	Enrollment Count	Enrollment/student
<i>Accounting-DA</i>	<i>Student Headcount</i>	<i>2,650</i>	<i>100%</i>
	POLID017.	2	0%
	ICSD038B	2	0%
	EDUCD046.	2	0%
	P ED44WY	2	0%
	PHILD024.	2	0%
	PEAD005X	1	0%
	WMSTD027.	1	0%
	INTLD033.	1	0%
	P ED48WX	1	0%
	F/TVD001H	1	0%
	INTLD024.	1	0%
	WMSTD049.	1	0%
	P ED47WX	1	0%
	KNESD32BX	1	0%
	KNESD037A	1	0%
	DANCD022L	1	0%
	KNESD025B	1	0%
	KNESD037B	1	0%
	KNESD39AX	1	0%
	P ED32SX	1	0%
	P ED39WX	1	0%
	P ED039W	1	0%
	P ED032W	1	0%
	DANCD022M	1	0%
	PHILD049.	1	0%
	DANCD023N	1	0%
	KNESD42DX	1	0%
	BIOLD06CH	1	0%
	INTLD008.	1	0%
	HISTD17BH	1	0%
	P ED44MY	1	0%
	KNESD07AX	1	0%
	KNESD007D	1	0%
	WMSTD026.	1	0%
	KNESD001D	1	0%
	ELITD048C	1	0%
	ELITD012.	1	0%
	KNESD37CX	1	0%
	HISTD016A	1	0%
	BIOLD06AH	1	0%

CTE Department	2016 to 2018 CTE Student Cohort		
	Popular GE Courses	Enrollment Count	Enrollment/student
<i>Accounting-DA</i>	<i>Student Headcount</i>	<i>2,650</i>	<i>100%</i>
	KNESD005C	1	0%
	PSYCD003.	1	0%
	ICSD037.	1	0%
	DANCD037C	1	0%
	KNESD001B	1	0%
	ELITD039.	1	0%
	KNESD07DX	1	0%
	MUSID001C	1	0%
	KORED002H	1	0%
	F/TVD075G	1	0%
	DANCD037B	1	0%
	ICSD018A	1	0%
	PEAD002.	1	0%
	KNESD26BX	1	0%
<i>Business-FD</i>	<i>Student Headcount</i>	<i>1,780</i>	<i>100%</i>
	HUMID001.	1,168	66%
	EWRTD001A	1,013	57%
	ECOND001.	987	55%
	MATHD010.	983	55%
	ECOND002.	829	47%
	EWRTD002.	685	38%
	POLID001.	632	36%
	ASTRD004.	528	30%
	ANTHD002.	524	29%
	PSYCD001.	519	29%
	BUSD056.	509	29%
	HUMAD010.	442	25%
	ANTHD001.	428	24%
	EWRTD001B	392	22%
	ESCID001.	306	17%
	BUSD021.	291	16%
	NUTRD010.	288	16%
	BIOLD010.	269	15%
	PHILD004.	252	14%
	SOCD001.	245	14%
	HISTD017C	238	13%
	PHILD001.	217	12%
	GEOD001.	205	12%
	ARTSD001A	199	11%
	HISTD017A	193	11%

CTE Department	2016 to 2018 CTE Student Cohort		
	Popular GE Courses	Enrollment Count	Enrollment/student
<i>Business-FD</i>	<i>Student Headcount</i>	<i>1,780</i>	<i>100%</i>
	E SD001.	190	11%
	METD010.	165	9%
	ESCID001L	159	9%
	HISTD017B	155	9%
	ICSD007.	151	8%
	PSYCD008.	148	8%
	ICSD005.	147	8%
	ICSD004.	132	7%
	HISTD003A	130	7%
	SPAND001.	124	7%
	E SD002.	117	7%
	PSYCD014.	116	7%
	PHTGD007.	115	6%
	ANTHD001L	111	6%
	JOURD002.	111	6%
	MUSID001A	109	6%
	COMMD001.	109	6%
	HISTD003C	109	6%
	E SD003.	108	6%
	HUMID009.	104	6%
	ARTSD002F	98	6%
	PHILD008.	97	5%
	F/TVD001.	93	5%
	JAPND001.	90	5%
	GEOD010.	89	5%
	GEOLD010.	87	5%
	HUMID016.	82	5%
	ESLD005.	75	4%
	ASTRD010.	75	4%
	ARTSD002A	74	4%
	COMMD010.	73	4%
	HUMAD050.	72	4%
	BIOLD011.	70	4%
	HUMID006.	67	4%
	HISTD003B	67	4%
	ESCID019.	67	4%
	PHILD002.	64	4%
	MANDD001.	63	4%
	DANCD038A	56	3%
	PHILD003.	55	3%

CTE Department	2016 to 2018 CTE Student Cohort		
	Popular GE Courses	Enrollment Count	Enrollment/student
<i>Business-FD</i>	<i>Student Headcount</i>	<i>1,780</i>	<i>100%</i>
	WMSTD001.	52	3%
	GEOLD020.	52	3%
	SOCD020.	50	3%
	F/TVD002B	50	3%
	ICSD020.	48	3%
	ICSD011.	48	3%
	HUMID007.	48	3%
	ICSD033.	46	3%
	WMSTD008.	46	3%
	CISD002.	46	3%
	CHEMD001A	46	3%
	C DD010G	45	3%
	SPAND002.	45	3%
	FREND001.	43	2%
	ARTSD002C	43	2%
	PSYCD009.	42	2%
	KORED001.	42	2%
	ELITD010.	40	2%
	JAPND002.	38	2%
	F/TVD010.	37	2%
	ICSD010.	37	2%
	HLTHD021.	37	2%
	KNESD052.	36	2%
	HUMAD020.	34	2%
	CHEMD010.	34	2%
	ICSD035.	34	2%
	THEAD001.	34	2%
	HISTD006A	34	2%
	ARTSD002G	33	2%
	SIGND001.	31	2%
	ELITD022.	31	2%
	MUSID001B	30	2%
	ELITD011.	30	2%
	GEOD004.	28	2%
	ARTSD002D	28	2%
	METD010L	28	2%
	DANCD023L	27	2%
	HISTD006C	26	1%
	F/TVD002A	26	1%
	ICSD024.	26	1%

CTE Department	2016 to 2018 CTE Student Cohort		
	Popular GE Courses	Enrollment Count	Enrollment/student
<i>Business-FD</i>	<i>Student Headcount</i>	<i>1,780</i>	<i>100%</i>
	GERMD001.	26	1%
	ASTRD015L	26	1%
	PHILD007.	25	1%
	MANDD002.	25	1%
	PHYSD010.	25	1%
	ARTSD002B	24	1%
	ARTSD001B	24	1%
	ICSD022.	24	1%
	WMSTD012.	24	1%
	C DD010H	24	1%
	KNESD045.	24	1%
	KNESD022B	24	1%
	F/TVD002C	24	1%
	COMMD016.	24	1%
	POLID002.	23	1%
	EWRTD030.	22	1%
	DANCD025A	22	1%
	DANCD022K	22	1%
	HNDID001.	22	1%
	KNESD022A	21	1%
	BIOLD006A	21	1%
	SOCD035.	21	1%
	INTLD010.	20	1%
	C DD012.	20	1%
	PHTGD021.	20	1%
	FREND002.	20	1%
	KNESD054.	20	1%
	P ED032M	20	1%
	KORED002.	19	1%
	ICSD009.	19	1%
	MANDD003.	19	1%
	PSYCD010H	18	1%
	WMSTD009.	18	1%
	INTLD011.	18	1%
	HISTD009.	18	1%
	POLID003.	18	1%
	P ED032I	18	1%
	KNESD19AX	18	1%
	LINGD001.	17	1%
	SPAND003.	17	1%

CTE Department	2016 to 2018 CTE Student Cohort		
	Popular GE Courses	Enrollment Count	Enrollment/student
<i>Business-FD</i>	<i>Student Headcount</i>	<i>1,780</i>	<i>100%</i>
	CHEMD025.	17	1%
	ICSD032.	17	1%
	ICSD030.	17	1%
	KNESD22AX	16	1%
	ANTHD007.	16	1%
	PSYCD006.	16	1%
	VIETD001.	15	1%
	ADMJD029.	15	1%
	SOCD028.	15	1%
	MUSID001D	15	1%
	P ED040X	15	1%
	VIETD002.	15	1%
	PHYSD004A	15	1%
	PSYCD010G	14	1%
	DANCD023A	14	1%
	HUMID013.	14	1%
	COMMD008.	14	1%
	ICSD044.	14	1%
	KNESD15CX	14	1%
	ECOND004.	14	1%
	HISTD010.	14	1%
	HISTD006B	14	1%
	HUMID015.	14	1%
	COMMD070.	13	1%
	KNESD36AX	13	1%
	DANCD024A	13	1%
	BIOLD013.	13	1%
	P ED040.	13	1%
	ANTHD004.	13	1%
	P ED032K	13	1%
	MUSID001C	13	1%
	ARTSD03TC	12	1%
	ICSD045.	12	1%
	JAPND003.	12	1%
	INTLD013.	12	1%
	WMSTD003C	12	1%
	GERMD002.	12	1%
	KNESD15EX	12	1%
	ELITD017.	12	1%
	P ED032T	12	1%

CTE Department	2016 to 2018 CTE Student Cohort		
	Popular GE Courses	Enrollment Count	Enrollment/student
<i>Business-FD</i>	<i>Student Headcount</i>	<i>1,780</i>	<i>100%</i>
	ICSD046.	12	1%
	ELITD021.	11	1%
	POLID005.	11	1%
	KNESD022E	11	1%
	WMSTD028.	11	1%
	HUMID005.	11	1%
	PHYSD002A	11	1%
	PERSD001.	11	1%
	VIETD003.	11	1%
	MANDD004.	11	1%
	COMMD015.	11	1%
	P ED047M	11	1%
	KNESD019A	11	1%
	ICSD027.	11	1%
	COMMD009.	11	1%
	KORED003.	11	1%
	KNESD038A	11	1%
	P ED039M	11	1%
	MANDD005.	11	1%
	ICSD029.	10	1%
	ICSD021.	10	1%
	KNESD005A	10	1%
	DANCD037A	10	1%
	KNESD22BX	10	1%
	ARTSD002L	10	1%
	PSYCD012.	10	1%
	DANCD024B	10	1%
	P ED47MX	10	1%
	ARTSD002J	10	1%
	KNESD50AL	10	1%
	P ED032F	10	1%
	HUMID010.	10	1%
	FREND003.	10	1%
	KNESD050A	9	1%
	INTLD005.	9	1%
	ARTSD002H	9	1%
	PHILD014B	9	1%
	HISTD019A	9	1%
	KNESD001A	9	1%
	ICSD017.	9	1%

CTE Department	2016 to 2018 CTE Student Cohort		
	Popular GE Courses	Enrollment Count	Enrollment/student
<i>Business-FD</i>	<i>Student Headcount</i>	<i>1,780</i>	<i>100%</i>
	KNESD11AX	9	1%
	ICSD043.	9	1%
	ANTHD003.	8	0%
	KNESD25AX	8	0%
	ELITD048B	8	0%
	P ED039W	8	0%
	P ED032N	8	0%
	KNESD026A	8	0%
	P ED032H	8	0%
	P ED048M	8	0%
	P ED39MX	8	0%
	ELITD024.	8	0%
	HUMID018.	8	0%
	ICSD016B	8	0%
	HISTD018B	8	0%
	F/TVD075G	7	0%
	MATHD044.	7	0%
	INTLD022.	7	0%
	ELITD012.	7	0%
	ICSD026.	7	0%
	WMSTD021.	7	0%
	KNESD022D	7	0%
	ICSD016A	7	0%
	ITALD001.	7	0%
	PHILD020B	7	0%
	KNESD31BX	7	0%
	KNESD19DX	7	0%
	HISTD019B	7	0%
	KNESD032A	7	0%
	KNESD31AX	7	0%
	P ED39WX	7	0%
	KNESD015C	7	0%
	KNESD19GX	7	0%
	COMMD007.	7	0%
	KNESD025A	7	0%
	SPAND004.	6	0%
	P ED32MX	6	0%
	KNESD053.	6	0%
	P ED046.	6	0%
	INTLD033.	6	0%

CTE Department	2016 to 2018 CTE Student Cohort		
	Popular GE Courses	Enrollment Count	Enrollment/student
<i>Business-FD</i>	<i>Student Headcount</i>	<i>1,780</i>	<i>100%</i>
	INTLD019A	6	0%
	ELITD039.	6	0%
	MANDD006.	6	0%
	P ED32SX	6	0%
	KNESD019E	6	0%
	P ED32HX	6	0%
	KNESD19EX	6	0%
	ECOND002H	6	0%
	P ED32IX	6	0%
	HNDID003.	6	0%
	POLID015.	6	0%
	ESLD006.	6	0%
	KNESD001B	6	0%
	EDUCD046.	5	0%
	ANTHD006.	5	0%
	DANCD022L	5	0%
	ICSD018B	5	0%
	KNESD05AX	5	0%
	P ED032S	5	0%
	ICSD031.	5	0%
	MASGD050A	5	0%
	ECOND005.	5	0%
	KNESD39AX	5	0%
	P ED046X	5	0%
	P ED044M	5	0%
	ELITD048C	5	0%
	EWRTD001C	5	0%
	DANCD023M	5	0%
	ELITD008.	5	0%
	GERMD003.	5	0%
	P ED48MX	5	0%
	PERSD003.	4	0%
	SPAND005.	4	0%
	HISTD016B	4	0%
	DANCD024C	4	0%
	BIOLD006C	4	0%
	PHILD024.	4	0%
	PEAD002X	4	0%
	C DD064.	4	0%
	PHILD030.	4	0%

CTE Department	2016 to 2018 CTE Student Cohort		
	Popular GE Courses	Enrollment Count	Enrollment/student
<i>Business-FD</i>	<i>Student Headcount</i>	<i>1,780</i>	<i>100%</i>
	PERSD002.	4	0%
	ELITD048A	4	0%
	PHILD020A	4	0%
	HNDID002.	4	0%
	KNESD019D	4	0%
	P ED44MY	4	0%
	PSYCD051.	4	0%
	KNESD037E	4	0%
	EWRTD01AH	4	0%
	KNESD019G	4	0%
	KNESD011A	4	0%
	KNESD37AX	4	0%
	KNESD022C	4	0%
	P ED045X	4	0%
	ECOND003.	4	0%
	KNESD031A	4	0%
	POLID017.	4	0%
	P ED044W	4	0%
	P ED44WY	4	0%
	ELITD046C	3	0%
	HISTD018A	3	0%
	KNESD039A	3	0%
	ELITD046A	3	0%
	KNESD025B	3	0%
	SIGND002.	3	0%
	KNESD002A	3	0%
	KNESD25BX	3	0%
	ICSD037.	3	0%
	PHILD020C	3	0%
	KNESD16AX	3	0%
	ITALD002.	3	0%
	KNESD37CX	3	0%
	DANCD022.	3	0%
	FREND004.	3	0%
	PEAD005.	3	0%
	KNESD029A	3	0%
	KNESD15AX	3	0%
	MATHD046.	3	0%
	ICSD018A	3	0%
	POLID056.	3	0%

CTE Department	2016 to 2018 CTE Student Cohort		
	Popular GE Courses	Enrollment Count	Enrollment/student
<i>Business-FD</i>	<i>Student Headcount</i>	<i>1,780</i>	<i>100%</i>
	PSYCD003.	3	0%
	KNESD012D	3	0%
	INTLD024.	3	0%
	HISTD007A	3	0%
	KNESD07DX	3	0%
	POLID016.	3	0%
	P ED032L	3	0%
	PEAD001X	3	0%
	DANCD025B	3	0%
	INTLD008.	3	0%
	KNESD012H	3	0%
	P ED032B	2	0%
	KNESD012E	2	0%
	ELITD046B	2	0%
	INTLD021.	2	0%
	P ED38WX	2	0%
	HISTD007B	2	0%
	P ED038W	2	0%
	ICSD025.	2	0%
	PEAD005X	2	0%
	KNESD22CX	2	0%
	P ED032J	2	0%
	P ED032P	2	0%
	KNESD038C	2	0%
	ICSD055.	2	0%
	KNESD22DX	2	0%
	ECOND001H	2	0%
	KORED002H	2	0%
	KNESD036A	2	0%
	ICSD038B	2	0%
	MATHD017.	2	0%
	HISTD016A	2	0%
	KNESD22EX	2	0%
	ICSD019.	2	0%
	HISTD06BH	2	0%
	P ED045.	2	0%
	KNESD005B	2	0%
	DANCD037B	1	0%
	INTLD019B	1	0%
	KNESD029B	1	0%

CTE Department	2016 to 2018 CTE Student Cohort		
	Popular GE Courses	Enrollment Count	Enrollment/student
<i>Business-FD</i>	<i>Student Headcount</i>	<i>1,780</i>	<i>100%</i>
	SOC005.	1	0%
	KNESD015A	1	0%
	PHILD049.	1	0%
	WMSTD049.	1	0%
	JAPND005.	1	0%
	KNESD001D	1	0%
	ELITD019.	1	0%
	DANCD023B	1	0%
	JAPND004.	1	0%
	JAPND006.	1	0%
	C DD061.	1	0%
	RUSSD001.	1	0%
	RUSSD002.	1	0%
	RUSSD003.	1	0%
	KNESD32AX	1	0%
	KNESD012G	1	0%
	P ED32LX	1	0%
	WMSTD026.	1	0%
	ITALD003.	1	0%
	WMSTD027.	1	0%
	ICSD036.	1	0%
	P ED48WX	1	0%
	P ED048W	1	0%
	P ED043X	1	0%
	P ED32JX	1	0%
	GERMD004.	1	0%
	EWRTD01BH	1	0%
	ESCID020.	1	0%
	KNESD07AX	1	0%
	KNESD007D	1	0%
	KNESD037B	1	0%
	KNESD026B	1	0%
	KNESD01CX	1	0%
	KNESD001C	1	0%
	MATHD010H	1	0%
	KNESD015E	1	0%
	P ED041X	1	0%
	P ED041.	1	0%
	KNESD37BX	1	0%
	KNESD32BX	1	0%

CTE Department	2016 to 2018 CTE Student Cohort		
	Popular GE Courses	Enrollment Count	Enrollment/student
<i>Child Development-DA</i>	<i>Student Headcount</i>	<i>1,343</i>	<i>100%</i>
	C DD010G	1,153	86%
	C DD012.	997	74%
	C DD010H	833	62%
	HUMID001.	580	43%
	C DD064.	504	38%
	EWRTD001A	492	37%
	PSYCD001.	438	33%
	PSYCD014.	412	31%
	MATHD010.	384	29%
	EWRTD002.	319	24%
	POLID001.	310	23%
	HUMAD010.	282	21%
	ANTHD002.	276	21%
	ASTRD004.	210	16%
	EWRTD001B	199	15%
	ANTHD001.	186	14%
	NUTRD010.	185	14%
	SOC001.	181	13%
	C DD061.	173	13%
	HISTD017C	154	11%
	BIOLD010.	149	11%
	MUSID001A	145	11%
	BIOLD011.	143	11%
	HISTD017A	140	10%
	PSYCD010G	136	10%
	PHILD004.	115	9%
	ESCID001.	112	8%
	GEOD001.	112	8%
	ARTSD001A	96	7%
	SPAND001.	93	7%
	HISTD017B	90	7%
	SIGND001.	90	7%
	E SD001.	89	7%
	HUMAD050.	88	7%
	PSYCD008.	86	6%
	PSYCD010H	84	6%

CTE Department	2016 to 2018 CTE Student Cohort		
	Popular GE Courses	Enrollment Count	Enrollment/student
<i>Child Development-DA</i>	<i>Student Headcount</i>	<i>1,343</i>	<i>100%</i>
	ICSD007.	81	6%
	ICSD004.	77	6%
	HISTD003A	71	5%
	METD010.	68	5%
	ICSD005.	66	5%
	ECOND001.	61	5%
	MATHD046.	61	5%
	PHILD001.	60	4%
	ESLD005.	59	4%
	WMSTD001.	54	4%
	SOCD020.	51	4%
	ARTSD002F	50	4%
	ESCID001L	49	4%
	ICSD033.	47	3%
	PHTGD007.	45	3%
	ASTRD010.	43	3%
	WMSTD008.	42	3%
	E SD003.	42	3%
	HUMID016.	42	3%
	ANTHD001L	41	3%
	HUMID006.	40	3%
	ARTSD002A	40	3%
	E SD002.	39	3%
	COMMD001.	39	3%
	HUMAD020.	39	3%
	HLTHD021.	38	3%
	PHILD008.	38	3%
	SOCD035.	37	3%
	HUMID009.	36	3%
	PHILD003.	35	3%
	DANCD038A	35	3%
	ICSD011.	34	3%
	CHEMD010.	33	2%
	F/TVD001.	32	2%
	GEOLD020.	31	2%
	FREND001.	31	2%
	DANCD023L	30	2%
	HISTD003B	30	2%
	ICSD035.	30	2%
	JOURD002.	30	2%

CTE Department	2016 to 2018 CTE Student Cohort		
	Popular GE Courses	Enrollment Count	Enrollment/student
<i>Child Development-DA</i>	<i>Student Headcount</i>	<i>1,343</i>	<i>100%</i>
	GEOD010.	30	2%
	KNESD022A	29	2%
	DANCD022K	29	2%
	ECOND002.	27	2%
	COMMD010.	26	2%
	HISTD009.	26	2%
	JAPND001.	26	2%
	ICSD020.	25	2%
	ESCID019.	24	2%
	GEOLD010.	24	2%
	HISTD003C	24	2%
	PSYCD009.	24	2%
	DANCD025A	23	2%
	ICSD030.	22	2%
	CHEMD001A	21	2%
	KNESD022B	21	2%
	THEAD001.	20	1%
	PSYCD012.	20	1%
	F/TVD002B	18	1%
	KORED001.	18	1%
	MANDD001.	18	1%
	KNESD025A	18	1%
	CHEMD025.	17	1%
	ELITD010.	17	1%
	EDUCD046.	17	1%
	SIGND002.	17	1%
	LINGD001.	17	1%
	KNESD052.	16	1%
	WMSTD009.	16	1%
	EWRTD030.	16	1%
	GEOD004.	16	1%
	BIOLD006A	16	1%
	SPAND002.	15	1%
	DANCD022.	15	1%
	WMSTD012.	14	1%
	SOCD028.	14	1%
	ICSD010.	14	1%
	ELITD011.	13	1%
	DANCD037A	13	1%
	HUMID010.	13	1%

CTE Department	2016 to 2018 CTE Student Cohort		
	Popular GE Courses	Enrollment Count	Enrollment/student
<i>Child Development-DA</i>	<i>Student Headcount</i>	<i>1,343</i>	<i>100%</i>
	ARTSD002G	13	1%
	PERSD001.	12	1%
	PSYCD006.	12	1%
	DANCD023A	12	1%
	KNESD15CX	12	1%
	WMSTD028.	12	1%
	ARTSD002C	12	1%
	ARTSD002B	12	1%
	KNESD022D	12	1%
	DANCD024A	11	1%
	HUMID007.	11	1%
	KNESD005A	11	1%
	ARTSD001B	11	1%
	ICSD032.	11	1%
	JAPND002.	11	1%
	FREND002.	11	1%
	ICSD022.	10	1%
	HISTD006C	10	1%
	WMSTD003C	10	1%
	ARTSD002D	10	1%
	MANDD002.	10	1%
	ICSD024.	10	1%
	PHILD002.	10	1%
	HISTD010.	9	1%
	KNESD25AX	9	1%
	PSYCD003.	9	1%
	KNESD05AX	9	1%
	BUSD056.	9	1%
	VIETD001.	9	1%
	ICSD009.	9	1%
	ELITD046C	9	1%
	INTLD013.	9	1%
	ICSD044.	9	1%
	MANDD003.	9	1%
	KNESD015C	9	1%
	PHILD007.	8	1%
	KNESD026A	8	1%
	INTLD011.	8	1%
	DANCD022L	8	1%
	KNESD022E	8	1%

CTE Department	2016 to 2018 CTE Student Cohort		
	Popular GE Courses	Enrollment Count	Enrollment/student
<i>Child Development-DA</i>	<i>Student Headcount</i>	<i>1,343</i>	<i>100%</i>
	ELITD021.	8	1%
	ASTRD015L	8	1%
	BIOLD013.	8	1%
	PHYSD002A	8	1%
	ELITD008.	8	1%
	KNESD50AL	8	1%
	KNESD22BX	8	1%
	METD010L	8	1%
	HISTD006A	8	1%
	ICSD029.	8	1%
	PHTGD021.	8	1%
	KNESD022C	8	1%
	KNESD050A	8	1%
	COMMD008.	7	1%
	KNESD001B	7	1%
	BUSD021.	7	1%
	ELITD048C	7	1%
	ELITD022.	7	1%
	KNESD22AX	7	1%
	GERMD001.	7	1%
	MATHD017.	7	1%
	DANCD023M	7	1%
	PHYSD010.	7	1%
	COMMD007.	7	1%
	KNESD11AX	7	1%
	ELITD048A	7	1%
	F/TVD002A	6	0%
	ELITD039.	6	0%
	WMSTD026.	6	0%
	ELITD048B	6	0%
	F/TVD010.	6	0%
	KORED002.	6	0%
	MUSID001B	6	0%
	PERSD003.	6	0%
	COMMD016.	6	0%
	ELITD046B	6	0%
	INTLD022.	6	0%
	ICSD031.	6	0%
	PSYCD051.	6	0%
	ANTHD007.	6	0%

CTE Department	2016 to 2018 CTE Student Cohort		
	Popular GE Courses	Enrollment Count	Enrollment/student
<i>Child Development-DA</i>	<i>Student Headcount</i>	<i>1,343</i>	<i>100%</i>
	INTLD010.	6	0%
	MANDD004.	6	0%
	MATHD044.	6	0%
	KNESD19AX	6	0%
	VIETD002.	5	0%
	PEAD001X	5	0%
	KNESD019E	5	0%
	KNESD032A	5	0%
	KNESD054.	5	0%
	ARTSD002L	5	0%
	ICSD043.	5	0%
	MANDD005.	5	0%
	FREND003.	5	0%
	PERSD002.	5	0%
	KNESD012H	5	0%
	ICSD046.	5	0%
	COMMD009.	5	0%
	HNDID003.	5	0%
	P ED032K	5	0%
	SPAND003.	5	0%
	P ED032L	5	0%
	ELITD017.	5	0%
	P ED032M	5	0%
	CISD002.	5	0%
	HUMID013.	5	0%
	KNESD045.	5	0%
	HISTD019A	5	0%
	KNESD019G	5	0%
	ELITD046A	5	0%
	COMMD015.	5	0%
	HUMID015.	5	0%
	ELITD012.	4	0%
	PEAD002X	4	0%
	ANTHD004.	4	0%
	HNDID002.	4	0%
	F/TVD002C	4	0%
	MUSID001D	4	0%
	DANCD024B	4	0%
	ICSD026.	4	0%
	PHILD020A	4	0%

CTE Department	2016 to 2018 CTE Student Cohort		
	Popular GE Courses	Enrollment Count	Enrollment/student
<i>Child Development-DA</i>	<i>Student Headcount</i>	<i>1,343</i>	<i>100%</i>
	BIOLD006C	4	0%
	HISTD006B	4	0%
	ICSD045.	4	0%
	KNESD031A	4	0%
	ICSD021.	4	0%
	P ED046.	4	0%
	KNESD25BX	4	0%
	ARTSD002J	4	0%
	KNESD15EX	4	0%
	WMSTD021.	4	0%
	ESLD006.	4	0%
	KNESD19EX	4	0%
	ICSD037.	4	0%
	KNESD19GX	4	0%
	KNESD19DX	4	0%
	HISTD018B	4	0%
	KNESD001A	4	0%
	JAPND003.	4	0%
	WMSTD027.	3	0%
	ADMJD029.	3	0%
	SOCD005.	3	0%
	MANDD006.	3	0%
	GERMD002.	3	0%
	KNESD22CX	3	0%
	ITALD001.	3	0%
	P ED42WX	3	0%
	P ED042W	3	0%
	KNESD026B	3	0%
	KNESD07DX	3	0%
	ICSD017.	3	0%
	ICSD018A	3	0%
	INTLD021.	3	0%
	ICSD027.	3	0%
	P ED32LX	3	0%
	P ED044W	3	0%
	P ED046X	3	0%
	ELITD024.	3	0%
	DANCD037B	3	0%
	KNESD015A	3	0%
	P ED44WY	3	0%

CTE Department	2016 to 2018 CTE Student Cohort		
	Popular GE Courses	Enrollment Count	Enrollment/student
<i>Child Development-DA</i>	<i>Student Headcount</i>	<i>1,343</i>	<i>100%</i>
	P ED047W	3	0%
	P ED032W	3	0%
	KNESD036A	3	0%
	KNESD31AX	3	0%
	WMSTD049.	3	0%
	KNESD019A	3	0%
	KNESD007D	2	0%
	HISTD007A	2	0%
	VIETD003.	2	0%
	P ED032S	2	0%
	DANCD023B	2	0%
	MASGD050A	2	0%
	KNESD22EX	2	0%
	POLID002.	2	0%
	DANCD025B	2	0%
	ELITD019.	2	0%
	ARTSD03TC	2	0%
	KORED003.	2	0%
	ANTHD002H	2	0%
	PEAD005X	2	0%
	DANCD024C	2	0%
	KNESD26AX	2	0%
	PHYS004A	2	0%
	KNESD032B	2	0%
	HISTD016B	2	0%
	GERMD003.	2	0%
	P ED032N	2	0%
	KNESD39BX	2	0%
	KNESD37AX	2	0%
	P ED043.	2	0%
	HNDID001.	2	0%
	KNESD029A	2	0%
	P ED043X	2	0%
	P ED47WX	2	0%
	KNESD005B	2	0%
	ESCID030.	2	0%
	ICSD018B	2	0%
	KNESD39AX	2	0%
	KNESD012G	2	0%
	ANTHD003.	2	0%

CTE Department	2016 to 2018 CTE Student Cohort		
	Popular GE Courses	Enrollment Count	Enrollment/student
<i>Child Development-DA</i>	<i>Student Headcount</i>	<i>1,343</i>	<i>100%</i>
	INTLD005.	2	0%
	ARTSD002H	1	0%
	KNESD22DX	1	0%
	P ED039W	1	0%
	P ED39WX	1	0%
	KNESD038A	1	0%
	HISTD007B	1	0%
	SPAND004.	1	0%
	PHILD014B	1	0%
	KNESD15AX	1	0%
	INTLD008.	1	0%
	HISTD019B	1	0%
	DANCD022M	1	0%
	DANCD037C	1	0%
	JAPND006.	1	0%
	SPAND005.	1	0%
	P ED32MX	1	0%
	POLID015.	1	0%
	KNESD053.	1	0%
	ESCID020.	1	0%
	ITALD002.	1	0%
	ANTHD006.	1	0%
	GERMD004.	1	0%
	F/TVD075G	1	0%
	PEAD004X	1	0%
	PEAD006Y	1	0%
	PEAD005.	1	0%
	INTLD024.	1	0%
	ICSD016A	1	0%
	HUMID005.	1	0%
	KNESD039C	1	0%
	RUSSD002.	1	0%
	FREND004.	1	0%
	P ED39MX	1	0%
	PHILD024.	1	0%
	HISTD018A	1	0%
	KNESD31CX	1	0%
	<i>RUSSD001.</i>	<i>1</i>	<i>0%</i>
	P ED032H	1	0%
	HUMID009H	1	0%

CTE Department	2016 to 2018 CTE Student Cohort		
	Popular GE Courses	Enrollment Count	Enrollment/student
<i>Child Development-DA</i>	<i>Student Headcount</i>	<i>1,343</i>	<i>100%</i>
	P ED040X	1	0%
	P ED040.	1	0%
	P ED032I	1	0%
	KNESD32AX	1	0%
	KNESD015E	1	0%
	INTLD033.	1	0%
	P ED32HX	1	0%
	ICSD036.	1	0%
	P ED032P	1	0%
	KNESD016A	1	0%
	P ED045.	1	0%
	DANCD023N	1	0%
	KNESD012D	1	0%
	WMSTD025.	1	0%
	POLID016.	1	0%
	KNESD006A	1	0%
	EWRTD01AH	1	0%
	SOCD014.	1	0%
	KNESD36AX	1	0%
	COMMD070.	1	0%
	P ED047M	1	0%
	P ED47MX	1	0%
	P ED032F	1	0%
	KNESD07AX	1	0%
	ICSD016B	1	0%
	KNESD001C	1	0%
	HUMID018.	1	0%
	KNESD007A	1	0%
	ICSD019.	1	0%
	KNESD031B	1	0%
	WMSTD024.	1	0%
	WMSTD031.	1	0%
	KNESD039A	1	0%
	KNESD025B	1	0%
	KNESD029B	1	0%
	KNESD31BX	1	0%
	ITALD003.	1	0%
<i>Health Technologies-DA</i>	<i>Student Headcount</i>	<i>770</i>	<i>100%</i>
	PSYCD014.	186	24%
	EWRTD001A	184	24%

CTE Department	2016 to 2018 CTE Student Cohort		
	Popular GE Courses	Enrollment Count	Enrollment/student
<i>Health Technologies-DA</i>	<i>Student Headcount</i>	<i>770</i>	<i>100%</i>
	PSYCD001.	174	23%
	ANTHD002.	168	22%
	MATHD010.	163	21%
	HUMID001.	152	20%
	HUMAD010.	100	13%
	POLID001.	97	13%
	NUTRD010.	97	13%
	EWRTD002.	90	12%
	SOCD001.	81	11%
	BIOLD010.	74	10%
	EWRTD001B	72	9%
	ASTRD004.	66	9%
	SPAND001.	60	8%
	ANTHD001.	50	6%
	HISTD017A	48	6%
	ICSD005.	43	6%
	CHEMD001A	42	5%
	HISTD017C	42	5%
	HUMAD050.	42	5%
	PHILD004.	41	5%
	HISTD003A	40	5%
	BIOLD011.	38	5%
	HLTHD021.	36	5%
	ICSD007.	33	4%
	ESLD005.	33	4%
	ARTSD001A	32	4%
	BIOLD006A	31	4%
	E SD003.	28	4%
	PHILD001.	25	3%
	HISTD017B	24	3%
	ECOND001.	24	3%
	C DD010G	24	3%
	ECOND002.	23	3%
	PHTGD007.	23	3%
	WMSTD001.	22	3%
	FREND001.	22	3%
	PSYCD008.	22	3%
	HISTD003C	22	3%
	HUMID016.	22	3%
	JAPND001.	21	3%

CTE Department	2016 to 2018 CTE Student Cohort		
	Popular GE Courses	Enrollment Count	Enrollment/student
<i>Health Technologies-DA</i>	<i>Student Headcount</i>	<i>770</i>	<i>100%</i>
	ESCID001.	21	3%
	CHEMD025.	19	2%
	GEOD001.	19	2%
	MANDD001.	19	2%
	MUSID001A	17	2%
	E SD001.	17	2%
	ICSD004.	17	2%
	SPAND002.	17	2%
	ARTSD002A	16	2%
	SIGND001.	16	2%
	ICSD033.	16	2%
	ARTSD002F	16	2%
	CHEMD010.	15	2%
	METD010.	15	2%
	WMSTD008.	14	2%
	DANCD025A	14	2%
	CISD002.	13	2%
	PHYSD010.	13	2%
	COMMD010.	13	2%
	SOCD020.	12	2%
	PHILD003.	12	2%
	ICSD020.	12	2%
	HUMID009.	12	2%
	PHILD008.	12	2%
	BIOLD006C	12	2%
	ASTRD010.	12	2%
	C DD010H	12	2%
	KNESD022A	11	1%
	ARTSD002D	11	1%
	F/TVD001.	11	1%
	KNESD022B	11	1%
	MANDD002.	11	1%
	PHYSD002A	11	1%
	BUSD021.	10	1%
	HISTD003B	10	1%
	INTLD011.	10	1%
	SPAND003.	10	1%
	DANCD023L	10	1%
	DANCD022K	10	1%
	ICSD030.	10	1%

CTE Department	2016 to 2018 CTE Student Cohort		
	Popular GE Courses	Enrollment Count	Enrollment/student
<i>Health Technologies-DA</i>	<i>Student Headcount</i>	<i>770</i>	<i>100%</i>
	BUSD056.	9	1%
	VIETD001.	9	1%
	ELITD010.	9	1%
	HUMAD020.	9	1%
	ARTSD001B	9	1%
	DANCD038A	9	1%
	ESCID019.	9	1%
	COMMD001.	8	1%
	HUMID006.	8	1%
	HUMID010.	8	1%
	F/TVD002B	8	1%
	KNESD045.	7	1%
	KNESD005A	7	1%
	KNESD022E	7	1%
	MANDD003.	7	1%
	GEOD010.	7	1%
	THEAD001.	7	1%
	ICSD011.	7	1%
	VIETD002.	7	1%
	ICSD035.	7	1%
	KORED001.	7	1%
	ICSD044.	6	1%
	JOURD002.	6	1%
	HISTD010.	6	1%
	C DD012.	6	1%
	HISTD009.	6	1%
	VIETD003.	6	1%
	HUMID007.	6	1%
	KNESD052.	6	1%
	PSYCD010G	6	1%
	WMSTD012.	6	1%
	KNESD026A	6	1%
	FREND002.	6	1%
	PSYCD009.	6	1%
	ANTHD001L	6	1%
	ARTSD002C	5	1%
	PHILD002.	5	1%
	SOC035.	5	1%
	KNESD50AL	5	1%
	DANCD024A	5	1%

CTE Department	2016 to 2018 CTE Student Cohort		
	Popular GE Courses	Enrollment Count	Enrollment/student
<i>Health Technologies-DA</i>	<i>Student Headcount</i>	<i>770</i>	<i>100%</i>
	KORED002.	5	1%
	GEOLD020.	5	1%
	ICSD009.	5	1%
	PHYSD004A	5	1%
	ICSD032.	5	1%
	KNESD022D	5	1%
	GERMD001.	5	1%
	DANCD023A	4	1%
	KNESD015C	4	1%
	MUSID001D	4	1%
	ARTSD002G	4	1%
	DANCD022L	4	1%
	INTLD019A	4	1%
	DANCD037A	4	1%
	EWRTD030.	4	1%
	F/TVD002A	4	1%
	PSYCD012.	4	1%
	GEOLD010.	4	1%
	WMSTD003C	4	1%
	DANCD022.	4	1%
	HISTD006A	4	1%
	KNESD016A	4	1%
	HISTD006C	4	1%
	KNESD001A	4	1%
	KNESD11AX	4	1%
	KNESD050A	4	1%
	ICSD045.	4	1%
	KNESD25AX	4	1%
	KNESD031A	4	1%
	KORED003.	4	1%
	KNESD15EX	4	1%
	ESLD006.	4	1%
	KNESD19AX	3	0%
	PSYCD006.	3	0%
	PHILD007.	3	0%
	KNESD25BX	3	0%
	COMMD008.	3	0%
	ICSD021.	3	0%
	KNESD031B	3	0%
	FREND003.	3	0%

CTE Department	2016 to 2018 CTE Student Cohort		
	Popular GE Courses	Enrollment Count	Enrollment/student
<i>Health Technologies-DA</i>	<i>Student Headcount</i>	<i>770</i>	<i>100%</i>
	KNESD31AX	3	0%
	PSYCD010H	3	0%
	ITALD001.	3	0%
	KNESD019G	3	0%
	KNESD05AX	3	0%
	MANDD006.	3	0%
	KNESD022C	3	0%
	ESCID001L	3	0%
	JAPND002.	3	0%
	PHILD024.	3	0%
	KNESD019A	3	0%
	ELITD039.	3	0%
	KNESD22AX	3	0%
	ARTSD002B	3	0%
	INTLD010.	3	0%
	ANTHD007.	3	0%
	ICSD010.	3	0%
	PHTGD021.	3	0%
	SOCD028.	3	0%
	ADMJD029.	3	0%
	PEAD005X	3	0%
	HISTD019B	3	0%
	ICSD031.	3	0%
	LINGD001.	3	0%
	F/TVD010.	3	0%
	METD010L	3	0%
	ELITD022.	2	0%
	SIGND002.	2	0%
	INTLD005.	2	0%
	HUMID013.	2	0%
	SPAND004.	2	0%
	BIOLD013.	2	0%
	C DD064.	2	0%
	MATHD044.	2	0%
	KNESD026B	2	0%
	KNESD011A	2	0%
	PEAD001X	2	0%
	ANTHD006.	2	0%
	HUMID015.	2	0%
	KNESD36AX	2	0%

CTE Department	2016 to 2018 CTE Student Cohort		
	Popular GE Courses	Enrollment Count	Enrollment/student
<i>Health Technologies-DA</i>	<i>Student Headcount</i>	<i>770</i>	<i>100%</i>
	PSYCD051.	2	0%
	HUMID005.	2	0%
	HNDID001.	2	0%
	KNESD053.	2	0%
	ANTHD004.	2	0%
	ARTSD03TC	2	0%
	P ED041X	2	0%
	P ED032P	2	0%
	HISTD006B	2	0%
	COMMD016.	2	0%
	GEOD004.	2	0%
	WMSTD009.	2	0%
	ITALD002.	2	0%
	ARTSD002H	2	0%
	P ED045X	2	0%
	P ED032S	2	0%
	KNESD054.	2	0%
	KNESD19GX	2	0%
	ASTRD015L	2	0%
	KNESD15AX	2	0%
	KNESD15CX	2	0%
	ELITD011.	2	0%
	ICSD017.	2	0%
	KNESD012G	2	0%
	MATHD046.	2	0%
	KNESD025A	2	0%
	P ED039W	2	0%
	JAPND003.	2	0%
	KNESD19EX	2	0%
	WMSTD028.	2	0%
	ICSD024.	2	0%
	KNESD22BX	2	0%
	ELITD017.	2	0%
	GERMD002.	2	0%
	MASGD050A	2	0%
	P ED39WX	2	0%
	MANDD005.	2	0%
	MANDD004.	2	0%
	PERSD002.	2	0%
	KNESD001B	2	0%

CTE Department	2016 to 2018 CTE Student Cohort		
	Popular GE Courses	Enrollment Count	Enrollment/student
<i>Health Technologies-DA</i>	<i>Student Headcount</i>	<i>770</i>	<i>100%</i>
	COMMD015.	2	0%
	KNESD31BX	2	0%
	INTLD013.	2	0%
	KNESD007A	2	0%
	DANCD025B	2	0%
	KNESD22EX	2	0%
	PHILD014B	1	0%
	P ED032L	1	0%
	WMSTD021.	1	0%
	PEAD005.	1	0%
	P ED044M	1	0%
	P ED32LX	1	0%
	ICSD026.	1	0%
	P ED032W	1	0%
	JAPND006.	1	0%
	ICSD029.	1	0%
	KNESD032B	1	0%
	KNESD039A	1	0%
	P ED47WX	1	0%
	KNESD032A	1	0%
	KNESD029A	1	0%
	KNESD16AX	1	0%
	ARTSD002L	1	0%
	HNDID002.	1	0%
	ANTHD003.	1	0%
	PSYCD003.	1	0%
	INTLD008.	1	0%
	ICSD016A	1	0%
	SPAND005.	1	0%
	KNESD005C	1	0%
	POLID002.	1	0%
	ICSD037.	1	0%
	PEAD002X	1	0%
	P ED32JX	1	0%
	P ED041.	1	0%
	WMSTD024.	1	0%
	ARTSD002J	1	0%
	KNESD01CX	1	0%
	KNESD05BX	1	0%
	DANCD024B	1	0%

CTE Department	2016 to 2018 CTE Student Cohort		
	Popular GE Courses	Enrollment Count	Enrollment/student
<i>Health Technologies-DA</i>	<i>Student Headcount</i>	<i>770</i>	<i>100%</i>
	P ED032M	1	0%
	PHILD020C	1	0%
	ITALD003.	1	0%
	P ED032J	1	0%
	P ED047W	1	0%
	ICSD043.	1	0%
	MUSID001B	1	0%
	HNDID003.	1	0%
	WMSTD027.	1	0%
	PERSD001.	1	0%
	C DD061.	1	0%
	PERSD003.	1	0%
	KNESD002A	1	0%
	ELITD008.	1	0%
	KNESD032C	1	0%
	KNESD012D	1	0%
	WMSTD031.	1	0%
	HISTD016B	1	0%
	F/TVD075G	1	0%
	BIOLD06AH	1	0%
	KNESD015E	1	0%
	P ED032B	1	0%
	KNESD007D	1	0%
	DANCD022M	1	0%
	P ED038W	1	0%
	DANCD024C	1	0%
	P ED032N	1	0%
	P ED046.	1	0%
	COMMD007.	1	0%
	JAPND004.	1	0%
	RUSSD002.	1	0%
	RUSSD003.	1	0%
	RUSSD001.	1	0%
	P ED32SX	1	0%
	ELITD046A	1	0%
	ELITD046B	1	0%
	KNESD32CX	1	0%
	JAPND005.	1	0%
	KNESD22CX	1	0%
	P ED046X	1	0%

CTE Department	2016 to 2018 CTE Student Cohort		
	Popular GE Courses	Enrollment Count	Enrollment/student
<i>Health Technologies-DA</i>	<i>Student Headcount</i>	<i>770</i>	<i>100%</i>
	DANCD037B	1	0%
	ICSD022.	1	0%
	COMMD009.	1	0%
	COMMD070.	1	0%
	KNESD001C	1	0%
	P ED045.	1	0%
	P ED38WX	1	0%
	KNESD019E	1	0%
	ICSD018B	1	0%
	KNESD42DX	1	0%
<i>Automotive Technology-DA</i>	<i>Student Headcount</i>	<i>623</i>	<i>100%</i>
	EWRTD001A	200	32%
	HUMID001.	146	23%
	HUMAD010.	96	15%
	ASTRD004.	91	15%
	ANTHD002.	88	14%
	PSYCD001.	81	13%
	MATHD010.	80	13%
	EWRTD002.	64	10%
	POLID001.	61	10%
	EWRTD001B	56	9%
	ANTHD001.	48	8%
	ECOND001.	45	7%
	BIOLD010.	44	7%
	HISTD017C	40	6%
	ESCID001.	39	6%
	NUTRD010.	38	6%
	HISTD017A	34	5%
	E SD002.	33	5%
	HISTD003A	33	5%
	PHTGD007.	30	5%
	ECOND002.	28	4%
	PHILD004.	28	4%
	ICSD004.	27	4%
	ICSD007.	26	4%
	JAPND001.	26	4%
	E SD001.	25	4%
	SOCD001.	23	4%
	PHILD001.	23	4%
	F/TVD001.	22	4%

CTE Department	2016 to 2018 CTE Student Cohort		
	Popular GE Courses	Enrollment Count	Enrollment/student
<i>Automotive Technology-DA</i>	<i>Student Headcount</i>	<i>623</i>	<i>100%</i>
	HISTD003C	21	3%
	ARTSD001A	21	3%
	ICSD005.	20	3%
	PSYCD014.	20	3%
	SIGND001.	20	3%
	ASTRD010.	20	3%
	SPAND001.	19	3%
	PSYCD008.	18	3%
	COMMD010.	18	3%
	GEOD001.	17	3%
	MUSID001A	15	2%
	ESCID001L	14	2%
	KNESD15EX	14	2%
	ARTSD002A	14	2%
	HUMAD020.	13	2%
	CHEMD001A	13	2%
	HISTD017B	13	2%
	COMMD001.	13	2%
	HUMAD050.	12	2%
	F/TVD002B	12	2%
	HISTD003B	11	2%
	CHEMD010.	11	2%
	MANDD001.	11	2%
	HUMID016.	10	2%
	PHILD008.	10	2%
	METD010.	10	2%
	ICSD030.	10	2%
	GEOLD010.	10	2%
	PHYSD004A	9	1%
	PSYCD009.	8	1%
	HUMID006.	8	1%
	GEOD010.	8	1%
	SOCD020.	8	1%
	F/TVD010.	8	1%
	HISTD009.	8	1%
	E SD003.	8	1%
	JAPND002.	8	1%
	ELITD010.	8	1%
	PHYSD010.	7	1%
	KORED001.	7	1%

CTE Department	2016 to 2018 CTE Student Cohort		
	Popular GE Courses	Enrollment Count	Enrollment/student
<i>Automotive Technology-DA</i>	<i>Student Headcount</i>	<i>623</i>	<i>100%</i>
	ICSD033.	7	1%
	GEOLD020.	7	1%
	ICSD032.	7	1%
	ANTHD001L	7	1%
	GERMD001.	7	1%
	PHILD002.	6	1%
	ICSD009.	6	1%
	MUSID001D	6	1%
	ESCID019.	6	1%
	ICSD020.	6	1%
	ESLD005.	6	1%
	BUSD021.	6	1%
	VIETD001.	6	1%
	GEOD004.	6	1%
	ARTSD002D	6	1%
	KNESD025A	6	1%
	COMMD007.	6	1%
	ELITD022.	5	1%
	CISD002.	5	1%
	ICSD045.	5	1%
	SPAND002.	5	1%
	C DD010G	5	1%
	BIOLD006A	5	1%
	INTLD011.	5	1%
	P ED040.	5	1%
	HUMID009.	5	1%
	HISTD010.	5	1%
	ICSD044.	5	1%
	KNESD015C	5	1%
	KNESD22BX	5	1%
	KNESD22AX	5	1%
	MANDD002.	5	1%
	GERMD002.	5	1%
	KNESD19AX	5	1%
	ARTSD002G	5	1%
	CHEMD025.	5	1%
	MUSID001B	5	1%
	DANCD023L	5	1%
	KNESD19GX	5	1%
	JOURD002.	4	1%

CTE Department	2016 to 2018 CTE Student Cohort		
	Popular GE Courses	Enrollment Count	Enrollment/student
<i>Automotive Technology-DA</i>	<i>Student Headcount</i>	<i>623</i>	<i>100%</i>
	WMSTD001.	4	1%
	PHILD003.	4	1%
	P ED032M	4	1%
	PHTGD021.	4	1%
	ICSD046.	4	1%
	HISTD006C	4	1%
	HUMID013.	4	1%
	F/TVD002C	4	1%
	HISTD006B	4	1%
	SIGND002.	4	1%
	ARTSD002C	4	1%
	KNESD19DX	4	1%
	RUSSD001.	4	1%
	KNESD015E	4	1%
	ICSD022.	4	1%
	HLTHD021.	4	1%
	KNESD019A	4	1%
	KNESD15CX	4	1%
	ICSD024.	3	0%
	ICSD010.	3	0%
	MATHD017.	3	0%
	ASTRD015L	3	0%
	THEAD001.	3	0%
	RUSSD002.	3	0%
	KNESD022A	3	0%
	KNESD11AX	3	0%
	BIOLD011.	3	0%
	MANDD003.	3	0%
	KNESD016A	3	0%
	RUSSD003.	3	0%
	PSYCD006.	3	0%
	DANCD038A	3	0%
	GERMD003.	3	0%
	KNESD50AL	3	0%
	VIETD003.	3	0%
	INTLD010.	3	0%
	DANCD024A	3	0%
	KNESD050A	3	0%
	P ED032K	3	0%
	ARTSD002F	3	0%

CTE Department	2016 to 2018 CTE Student Cohort		
	Popular GE Courses	Enrollment Count	Enrollment/student
<i>Automotive Technology-DA</i>	<i>Student Headcount</i>	<i>623</i>	<i>100%</i>
	ARTSD002H	3	0%
	P ED040X	3	0%
	SPAND003.	3	0%
	P ED032H	3	0%
	HUMID007.	3	0%
	WMSTD008.	3	0%
	ICSD011.	3	0%
	ADMJD029.	3	0%
	ELITD017.	3	0%
	BUSD056.	3	0%
	PSYCD010G	2	0%
	KNESD005A	2	0%
	C DD010H	2	0%
	KNESD001A	2	0%
	ANTHD003.	2	0%
	KNESD032A	2	0%
	KNESD052.	2	0%
	PHILD007.	2	0%
	KNESD022B	2	0%
	ICSD031.	2	0%
	ITALD001.	2	0%
	ICSD043.	2	0%
	KNESD022D	2	0%
	MANDD005.	2	0%
	WMSTD009.	2	0%
	ICSD029.	2	0%
	DANCD023M	2	0%
	HISTD007A	2	0%
	PEAD005X	2	0%
	F/TVD002A	2	0%
	VIETD002.	2	0%
	JAPND003.	2	0%
	ICSD026.	2	0%
	SOCD035.	2	0%
	DANCD025A	2	0%
	KNESD25AX	2	0%
	ICSD027.	2	0%
	KNESD019D	2	0%
	KNESD05AX	2	0%
	KNESD022E	2	0%

CTE Department	2016 to 2018 CTE Student Cohort		
	Popular GE Courses	Enrollment Count	Enrollment/student
<i>Automotive Technology-DA</i>	<i>Student Headcount</i>	<i>623</i>	<i>100%</i>
	INTLD019A	2	0%
	ESCID030.	2	0%
	BIOLD013.	2	0%
	ARTSD001B	2	0%
	ICSD035.	2	0%
	P ED32IX	2	0%
	HISTD019A	2	0%
	HNDID001.	2	0%
	KNESD037E	2	0%
	ARTSD002B	2	0%
	KNESD37AX	2	0%
	PEAD001X	2	0%
	KNESD012D	2	0%
	P ED032L	2	0%
	P ED032F	2	0%
	ARTSD002J	2	0%
	KNESD15AX	2	0%
	KNESD053.	2	0%
	HISTD006A	2	0%
	WMSTD028.	1	0%
	KNESD25BX	1	0%
	FREND001.	1	0%
	ANTHD004.	1	0%
	KNESD012H	1	0%
	INTLD005.	1	0%
	KNESD012E	1	0%
	KNESD012G	1	0%
	GERMD004.	1	0%
	MANDD006.	1	0%
	MANDD004.	1	0%
	PERSD003.	1	0%
	POLID017.	1	0%
	PEAD002X	1	0%
	PEAD005.	1	0%
	KNESD01CX	1	0%
	ICSD016A	1	0%
	MATHD046.	1	0%
	INTLD019B	1	0%
	KORED002.	1	0%
	ELITD048B	1	0%

CTE Department	2016 to 2018 CTE Student Cohort		
	Popular GE Courses	Enrollment Count	Enrollment/student
<i>Automotive Technology-DA</i>	<i>Student Headcount</i>	<i>623</i>	<i>100%</i>
	HISTD007B	1	0%
	ELITD048A	1	0%
	ELITD019.	1	0%
	P ED039M	1	0%
	BIOLD006C	1	0%
	ECOND005.	1	0%
	ARTSD002L	1	0%
	KNESD001B	1	0%
	KNESD001C	1	0%
	PEAD006Y	1	0%
	F/TVD075G	1	0%
	ELITD046B	1	0%
	ELITD011.	1	0%
	EWRTD001C	1	0%
	EWRTD030.	1	0%
	ELITD048C	1	0%
	ELITD039.	1	0%
	KNESD011A	1	0%
	INTLD013.	1	0%
	WMSTD027.	1	0%
	ICSD018B	1	0%
	P ED32MX	1	0%
	KNESD36AX	1	0%
	P ED047M	1	0%
	KNESD31CX	1	0%
	ANTHD007.	1	0%
	MASGD050A	1	0%
	DANCD022K	1	0%
	KNESD031A	1	0%
	KNESD038C	1	0%
	HNDID003.	1	0%
	KNESD001D	1	0%
	KNESD039A	1	0%
	KNESD026A	1	0%
	PERSD002.	1	0%
	KNESD032C	1	0%
	KNESD32BX	1	0%
	ANTHD006.	1	0%
	KNESD045.	1	0%
	HNDID002.	1	0%

CTE Department	2016 to 2018 CTE Student Cohort		
	Popular GE Courses	Enrollment Count	Enrollment/student
<i>Automotive Technology-DA</i>	<i>Student Headcount</i>	<i>623</i>	<i>100%</i>
	HISTD018B	1	0%
	KNESD031B	1	0%
	MATHD044.	1	0%
	PHYSD002A	1	0%
	FREND002.	1	0%
	KNESD019E	1	0%
	ITALD003.	1	0%
	ITALD002.	1	0%
	ANTHD001H	1	0%
	ICSD017.	1	0%
	P ED039W	1	0%
	P ED32SX	1	0%
	P ED47MX	1	0%
	KNESD39BX	1	0%
	ICSD002A	1	0%
	P ED032S	1	0%
	ICSD018A	1	0%
	KNESD16AX	1	0%
	EWRTD01BH	1	0%
	KNESD16BX	1	0%
	P ED32HX	1	0%
	P ED032I	1	0%
	P ED046.	1	0%
	HUMID005.	1	0%
	PHILD020A	1	0%
	PEAD001.	1	0%
<i>Design & Manufacturing Tech-DA</i>	<i>Student Headcount</i>	<i>459</i>	<i>100%</i>
	EWRTD001A	78	17%
	HUMAD010.	48	10%
	HUMID001.	40	9%
	ASTRD004.	30	7%
	POLID001.	29	6%
	MATHD010.	27	6%

CTE Department	2016 to 2018 CTE Student Cohort		
	Popular GE Courses	Enrollment Count	Enrollment/student
<i>Design & Manufacturing Tech-DA</i>	<i>Student Headcount</i>	<i>459</i>	<i>100%</i>
	EWRTD002.	25	5%
	EWRTD001B	25	5%
	ECOND001.	25	5%
	ECOND002.	25	5%
	PSYCD001.	23	5%
	ICSD007.	21	5%
	HUMAD050.	20	4%
	PHYSD010.	20	4%
	NUTRD010.	19	4%
	ARTSD001A	18	4%
	ANTHD002.	18	4%
	ANTHD001.	17	4%
	PHYSD004A	17	4%
	ICSD005.	17	4%
	HISTD017A	16	3%
	HISTD017C	15	3%
	ESCID001.	14	3%
	PHILD004.	14	3%
	ICSD004.	13	3%
	BIOLD010.	13	3%
	ARTSD002A	12	3%
	JAPND001.	12	3%
	F/TVD001.	12	3%
	CHEMD001A	12	3%
	HISTD017B	12	3%
	E SD001.	11	2%
	ARTSD002B	11	2%
	ESLD005.	11	2%
	HISTD003C	10	2%
	CHEMD010.	10	2%
	E SD003.	10	2%
	HISTD003A	9	2%
	PHTGD007.	9	2%
	GEOD001.	9	2%
	PHILD001.	9	2%
	MANDD001.	8	2%
	METD010.	8	2%
	CISD002.	7	2%
	MUSID001B	7	2%
	ASTRD010.	7	2%

CTE Department	2016 to 2018 CTE Student Cohort		
	Popular GE Courses	Enrollment Count	Enrollment/student
<i>Design & Manufacturing Tech-DA</i>	<i>Student Headcount</i>	<i>459</i>	<i>100%</i>
	COMMD001.	7	2%
	COMMD010.	7	2%
	SPAND001.	7	2%
	ELITD010.	6	1%
	GEOLD020.	6	1%
	ESCID001L	6	1%
	ESCID019.	6	1%
	PSYCD014.	6	1%
	BIOLD011.	6	1%
	P ED045.	6	1%
	ANTHD001L	6	1%
	E SD002.	6	1%
	KNESD19AX	6	1%
	ARTSD002C	6	1%
	CHEMD025.	5	1%
	VIETD001.	5	1%
	SOCD001.	5	1%
	KNESD19DX	5	1%
	PHILD008.	5	1%
	GERMD001.	5	1%
	GEOLD010.	5	1%
	GEOD004.	4	1%
	HUMID016.	4	1%
	KNESD022A	4	1%
	THEAD001.	4	1%
	F/TVD010.	4	1%
	SIGND001.	4	1%
	F/TVD002A	4	1%
	DANCD025A	4	1%
	PHILD002.	4	1%
	ARTSD002G	4	1%
	HLTHD021.	3	1%
	MUSID001A	3	1%
	ICSD016A	3	1%
	KNESD045.	3	1%
	JAPND003.	3	1%
	KNESD019A	3	1%
	HUMID009.	3	1%
	KNESD50AL	3	1%
	JAPND002.	3	1%

CTE Department	2016 to 2018 CTE Student Cohort		
	Popular GE Courses	Enrollment Count	Enrollment/student
<i>Design & Manufacturing Tech-DA</i>	<i>Student Headcount</i>	<i>459</i>	<i>100%</i>
	HISTD003B	3	1%
	JOURD002.	3	1%
	KNESD050A	3	1%
	PHILD007.	3	1%
	KNESD032A	3	1%
	GERMD002.	3	1%
	POLID003.	3	1%
	ARTSD001B	3	1%
	ARTSD002D	3	1%
	PHILD003.	3	1%
	ICSD022.	3	1%
	PHYS002A	3	1%
	KNESD22AX	3	1%
	ICSD011.	3	1%
	FREND001.	3	1%
	INTLD011.	3	1%
	ICSD035.	3	1%
	GEOD010.	3	1%
	KNESD001B	2	0%
	BIOLD013.	2	0%
	MANDD004.	2	0%
	KNESD019E	2	0%
	WMSTD009.	2	0%
	MUSID001D	2	0%
	MANDD003.	2	0%
	P ED032P	2	0%
	KNESD026A	2	0%
	DANCD023L	2	0%
	F/TVD075G	2	0%
	HISTD006A	2	0%
	COMMD007.	2	0%
	SOCD028.	2	0%
	KNESD001C	2	0%
	BUSD056.	2	0%
	ARTSD002J	2	0%
	ELITD008.	2	0%
	PSYCD012.	2	0%
	P ED032M	2	0%
	KNESD31AX	2	0%
	SOCD020.	2	0%

CTE Department	2016 to 2018 CTE Student Cohort		
	Popular GE Courses	Enrollment Count	Enrollment/student
<i>Design & Manufacturing Tech-DA</i>	<i>Student Headcount</i>	<i>459</i>	<i>100%</i>
	KNESD025A	2	0%
	PSYCD010G	2	0%
	ICSD030.	2	0%
	KNESD052.	2	0%
	P ED32MX	2	0%
	POLID005.	2	0%
	KNESD15EX	2	0%
	ANTHD007.	2	0%
	MANDD002.	2	0%
	POLID002.	2	0%
	KNESD012D	2	0%
	PHILD020A	2	0%
	DANCD024A	2	0%
	HISTD009.	2	0%
	KNESD15CX	2	0%
	KNESD037E	2	0%
	VIETD003.	2	0%
	HISTD006C	2	0%
	HUMAD020.	1	0%
	KNESD012E	1	0%
	KNESD36AX	1	0%
	BUSD021.	1	0%
	ICSD044.	1	0%
	HUMID020.	1	0%
	KNESD016A	1	0%
	ICSD031.	1	0%
	PEAD002X	1	0%
	PEAD005.	1	0%
	MATHD017.	1	0%
	KNESD015E	1	0%
	ICSD010.	1	0%
	KNESD005A	1	0%
	ICSD029.	1	0%
	HUMID006.	1	0%
	KNESD19GX	1	0%
	KNESD31BX	1	0%
	KNESD054.	1	0%
	KNESD05BX	1	0%
	P ED039M	1	0%
	HISTD016B	1	0%

CTE Department	2016 to 2018 CTE Student Cohort		
	Popular GE Courses	Enrollment Count	Enrollment/student
<i>Design & Manufacturing Tech-DA</i>	<i>Student Headcount</i>	<i>459</i>	<i>100%</i>
	GERMD004.	1	0%
	GERMD003.	1	0%
	DANCD038A	1	0%
	KORED003.	1	0%
	KORED002.	1	0%
	KORED001.	1	0%
	ICSD024.	1	0%
	PSYCD006.	1	0%
	P ED39MX	1	0%
	PEAD001X	1	0%
	ECOND004.	1	0%
	RUSSD001.	1	0%
	WMSTD008.	1	0%
	ICSD033.	1	0%
	C DD010H	1	0%
	ADMJD029.	1	0%
	KNESD32AX	1	0%
	ELITD024.	1	0%
	SIGND002.	1	0%
	P ED045X	1	0%
	C DD010G	1	0%
	ECOND005.	1	0%
	KNESD053.	1	0%
	DANCD022K	1	0%
	DANCD025B	1	0%
	KNESD019G	1	0%
	MASGD050A	1	0%
	ANTHD003.	1	0%
	KNESD19EX	1	0%
	ITALD001.	1	0%
	ICSD027.	1	0%
	SOCD005.	1	0%
	PHILD020B	1	0%
	ICSD032.	1	0%
	ICSD036.	1	0%
	METD010L	1	0%
	FREND004.	1	0%
	ICSD046.	1	0%
	INTLD005.	1	0%
	FREND002.	1	0%

CTE Department	2016 to 2018 CTE Student Cohort		
	Popular GE Courses	Enrollment Count	Enrollment/student
<i>Design & Manufacturing Tech-DA</i>	<i>Student Headcount</i>	<i>459</i>	<i>100%</i>
	ELITD022.	1	0%
	FREND003.	1	0%
	EWRTD001C	1	0%
	HISTD010.	1	0%
	P ED032T	1	0%
	INTLD019A	1	0%
	SPAND002.	1	0%
	KNESD05AX	1	0%
	POLID017.	1	0%
	ICSD016B	1	0%
	ESLD006.	1	0%
	DANCD022.	1	0%
	P ED038W	1	0%
	KNESD002A	1	0%
	KNESD032B	1	0%
	MUSID001C	1	0%
	VIETD002.	1	0%
	ARTSD002F	1	0%
	PSYCD003.	1	0%
	KNESD031A	1	0%
	KNESD022B	1	0%
	ICSD009.	1	0%
	ICSD055.	1	0%
	ELITD011.	1	0%
	KNESD15AX	1	0%
	KNESD012G	1	0%
	<i>PHILD020C</i>	<i>1</i>	<i>0%</i>
	MATHD044.	1	0%
<i>Administration of Justice-DA</i>	<i>Student Headcount</i>	<i>432</i>	<i>100%</i>
	HUMID001.	370	86%
	EWRTD001A	325	75%
	PSYCD001.	262	61%
	MATHD010.	254	59%
	POLID001.	254	59%
	HUMAD010.	224	52%
	EWRTD002.	193	45%
	SOCD001.	190	44%
	ASTRD004.	166	38%
	ANTHD002.	154	36%
	ANTHD001.	150	35%

CTE Department	2016 to 2018 CTE Student Cohort		
	Popular GE Courses	Enrollment Count	Enrollment/student
<i>Administration of Justice-DA</i>	<i>Student Headcount</i>	<i>432</i>	<i>100%</i>
	EWRTD001B	131	30%
	HISTD017C	129	30%
	NUTRD010.	94	22%
	PHILD004.	90	21%
	PSYCD008.	84	19%
	HISTD017A	83	19%
	GEOD001.	82	19%
	ICSD004.	78	18%
	SPAND001.	75	17%
	BIOLD010.	67	16%
	ESCID001.	66	15%
	ARTSD001A	57	13%
	SOCDD020.	54	13%
	HISTD003A	52	12%
	ECOND001.	50	12%
	HUMAD050.	50	12%
	ICSD033.	49	11%
	ANTHD001L	49	11%
	HISTD017B	48	11%
	ADMJD029.	46	11%
	E SD001.	43	10%
	BIOLD011.	42	10%
	PHILD001.	40	9%
	ICSD007.	38	9%
	PSYCD014.	36	8%
	ESCID001L	35	8%
	SOCDD035.	35	8%
	METD010.	29	7%
	ASTRD010.	28	6%
	ICSD005.	28	6%
	MUSID001A	27	6%
	HISTD003C	27	6%
	F/TVDD001.	27	6%
	ICSD030.	27	6%
	PSYCD009.	26	6%
	COMMD001.	26	6%
	PHILD008.	25	6%
	ECOND002.	25	6%
	PHTGD007.	25	6%
	HUMID009.	25	6%

CTE Department	2016 to 2018 CTE Student Cohort		
	Popular GE Courses	Enrollment Count	Enrollment/student
<i>Administration of Justice-DA</i>	<i>Student Headcount</i>	<i>432</i>	<i>100%</i>
	HUMID006.	25	6%
	ARTSD002F	25	6%
	SPAND002.	24	6%
	E SD002.	24	6%
	HISTD003B	23	5%
	PHILD002.	23	5%
	HISTD006C	22	5%
	HUMAD020.	22	5%
	ARTSD002A	22	5%
	WMSTD001.	20	5%
	GEOLD010.	20	5%
	HISTD006A	20	5%
	ANTHD007.	19	4%
	ICSD035.	19	4%
	WMSTD008.	19	4%
	C DD010G	18	4%
	SIGND001.	18	4%
	P ED032M	18	4%
	GEOD010.	17	4%
	WMSTD012.	16	4%
	E SD003.	14	3%
	HUMID016.	14	3%
	THEAD001.	14	3%
	CHEMD010.	14	3%
	ICSD032.	14	3%
	ESCID019.	14	3%
	JOURD002.	14	3%
	POLID003.	13	3%
	KNESD025A	13	3%
	DANCD038A	13	3%
	ICSD009.	13	3%
	KNESD052.	13	3%
	C DD012.	13	3%
	DANCD023L	13	3%
	COMMD010.	12	3%
	PHILD007.	12	3%
	PHILD003.	12	3%
	C DD010H	12	3%
	ICSD011.	12	3%
	HISTD009.	12	3%

CTE Department	2016 to 2018 CTE Student Cohort		
	Popular GE Courses	Enrollment Count	Enrollment/student
<i>Administration of Justice-DA</i>	<i>Student Headcount</i>	<i>432</i>	<i>100%</i>
	GEOLD020.	12	3%
	CISD002.	11	3%
	ANTHD003.	11	3%
	POLID002.	11	3%
	MATHD017.	11	3%
	P ED040X	10	2%
	FREND001.	10	2%
	KNESD005A	10	2%
	P ED046.	10	2%
	CHEMD001A	10	2%
	HISTD006B	10	2%
	CHEMD025.	10	2%
	JAPND001.	10	2%
	PSYCD012.	10	2%
	WMSTD009.	10	2%
	POLID005.	10	2%
	F/TVD002B	10	2%
	KNESD19AX	10	2%
	P ED040.	9	2%
	P ED032N	9	2%
	BUSD021.	9	2%
	P ED032H	9	2%
	KORED001.	9	2%
	KNESD022A	8	2%
	BUSD056.	8	2%
	KNESD19DX	8	2%
	ELITD010.	8	2%
	HUMID007.	8	2%
	P ED046X	8	2%
	EWRTD030.	8	2%
	HNDID001.	8	2%
	ARTSD002D	8	2%
	ICSD024.	7	2%
	KNESD045.	7	2%
	ICSD020.	7	2%
	P ED032I	7	2%
	KNESD15EX	7	2%
	ASTRD015L	7	2%
	P ED32MX	7	2%
	GEOD004.	7	2%

CTE Department	2016 to 2018 CTE Student Cohort		
	Popular GE Courses	Enrollment Count	Enrollment/student
<i>Administration of Justice-DA</i>	<i>Student Headcount</i>	<i>432</i>	<i>100%</i>
	GERMD001.	7	2%
	WMSTD028.	7	2%
	ICSD026.	7	2%
	PSYCD006.	7	2%
	P ED039M	7	2%
	KNESD019G	6	1%
	KNESD11AX	6	1%
	P ED39MX	6	1%
	ICSD029.	6	1%
	ICSD044.	6	1%
	KNESD019A	6	1%
	SOCD028.	6	1%
	SPAND003.	6	1%
	P ED32IX	6	1%
	KNESD015C	6	1%
	HISTD007A	6	1%
	PSYCD051.	6	1%
	ICSD010.	6	1%
	ARTSD03TC	6	1%
	SOCD014.	6	1%
	MUSID001D	6	1%
	HLTHD021.	6	1%
	BIOLD013.	6	1%
	ELITD022.	6	1%
	HISTD010.	6	1%
	HUMID005.	5	1%
	DANCD025A	5	1%
	ICSD045.	5	1%
	ICSD016B	5	1%
	PHILD024.	5	1%
	KORED002.	5	1%
	JAPND002.	5	1%
	WMSTD027.	5	1%
	ESLD005.	5	1%
	ARTSD002H	5	1%
	LINGD001.	5	1%
	KNESD15CX	5	1%
	P ED032L	5	1%
	MUSID001B	5	1%
	PSYCD010G	5	1%

CTE Department	2016 to 2018 CTE Student Cohort		
	Popular GE Courses	Enrollment Count	Enrollment/student
<i>Administration of Justice-DA</i>	<i>Student Headcount</i>	<i>432</i>	<i>100%</i>
	ARTSD001B	5	1%
	ELITD011.	5	1%
	DANCD024A	5	1%
	DANCD023A	4	1%
	ARTSD002C	4	1%
	HUMID010.	4	1%
	PHYSD010.	4	1%
	ELITD017.	4	1%
	KNESD026A	4	1%
	C DD064.	4	1%
	KNESD050A	4	1%
	MASGD050A	4	1%
	PHTGD021.	4	1%
	COMMD016.	4	1%
	METD010L	4	1%
	F/TVD002C	4	1%
	KNESD50AL	4	1%
	ANTHD004.	4	1%
	KNESD022B	4	1%
	ICSD046.	4	1%
	KNESD22BX	4	1%
	ELITD021.	4	1%
	ICSD016A	4	1%
	P ED032K	4	1%
	P ED032F	4	1%
	VIETD001.	4	1%
	P ED32LX	3	1%
	F/TVD010.	3	1%
	P ED039W	3	1%
	KNESD019D	3	1%
	ARTSD002B	3	1%
	KNESD054.	3	1%
	MUSID001C	3	1%
	KNESD36AX	3	1%
	KNESD039A	3	1%
	DANCD022K	3	1%
	F/TVD075G	3	1%
	KNESD37AX	3	1%
	PEAD001X	3	1%
	VIETD003.	3	1%

CTE Department	2016 to 2018 CTE Student Cohort		
	Popular GE Courses	Enrollment Count	Enrollment/student
<i>Administration of Justice-DA</i>	<i>Student Headcount</i>	<i>432</i>	<i>100%</i>
	ELITD048A	3	1%
	KNESD011A	3	1%
	VIETD002.	3	1%
	P ED047M	3	1%
	HNDID002.	3	1%
	PSYCD010H	3	1%
	ARTSD002G	3	1%
	ICSD031.	3	1%
	KNESD029A	3	1%
	KNESD012G	3	1%
	KNESD038A	3	1%
	ICSD043.	3	1%
	P ED032P	3	1%
	KNESD039B	2	0%
	F/TVD002A	2	0%
	PHILD020B	2	0%
	ELITD046C	2	0%
	ELITD008.	2	0%
	EWRTD002H	2	0%
	KNESD031A	2	0%
	P ED042W	2	0%
	KNESD019E	2	0%
	KNESD19GX	2	0%
	P ED047W	2	0%
	KNESD05AX	2	0%
	WMSTD026.	2	0%
	KNESD22AX	2	0%
	KNESD15AX	2	0%
	KNESD032A	2	0%
	COMMD008.	2	0%
	KNESD015E	2	0%
	COMMD015.	2	0%
	P ED39WX	2	0%
	ELITD046B	2	0%
	DANCD023M	2	0%
	ELITD012.	2	0%
	EWRTD001C	2	0%
	HISTD007B	2	0%
	SIGND002.	2	0%
	ICSD021.	2	0%

CTE Department	2016 to 2018 CTE Student Cohort		
	Popular GE Courses	Enrollment Count	Enrollment/student
<i>Administration of Justice-DA</i>	<i>Student Headcount</i>	<i>432</i>	<i>100%</i>
	P ED47MX	2	0%
	P ED041.	2	0%
	P ED032T	2	0%
	ICSD018A	2	0%
	MANDD002.	2	0%
	MANDD001.	2	0%
	PSYCD003.	2	0%
	PHILD020A	2	0%
	ICSD037.	2	0%
	HUMID015.	2	0%
	RUSSD001.	2	0%
	P ED043.	2	0%
	ELITD048C	2	0%
	POLID016.	2	0%
	RUSSD002.	2	0%
	HISTD016B	2	0%
	MATHD046.	2	0%
	KNESD053.	2	0%
	HNDID003.	2	0%
	P ED041X	2	0%
	ICSD055.	2	0%
	SOCD005.	2	0%
	SPAND004.	2	0%
	P ED032J	2	0%
	INTLD019A	2	0%
	GERMD002.	2	0%
	INTLD010.	2	0%
	MATHD044.	2	0%
	ELITD046A	2	0%
	WMSTD003C	2	0%
	KORED003H	1	0%
	P ED32HX	1	0%
	PHILD049.	1	0%
	KNESD029B	1	0%
	KNESD001B	1	0%
	KNESD32AX	1	0%
	KNESD016A	1	0%
	ANTHD006.	1	0%
	P ED032W	1	0%
	KNESD25AX	1	0%

CTE Department	2016 to 2018 CTE Student Cohort		
	Popular GE Courses	Enrollment Count	Enrollment/student
<i>Administration of Justice-DA</i>	<i>Student Headcount</i>	<i>432</i>	<i>100%</i>
	COMMD009.	1	0%
	KNESD007D	1	0%
	KNESD012D	1	0%
	PHILD030.	1	0%
	FREND002.	1	0%
	ICSD017.	1	0%
	WMSTD025.	1	0%
	KNESD015A	1	0%
	ARTSD002L	1	0%
	P ED42WX	1	0%
	KNESD037E	1	0%
	KNESD31AX	1	0%
	INTLD024.	1	0%
	INTLD005.	1	0%
	JAPND003.	1	0%
	WMSTD029.	1	0%
	PHILD020C	1	0%
	KNESD25BX	1	0%
	KNESD022E	1	0%
	BIOLD006A	1	0%
	KNESD001D	1	0%
	DANCD022L	1	0%
	HISTD019A	1	0%
	KNESD001C	1	0%
	MANDD003.	1	0%
	P ED47WX	1	0%
	ICSD025.	1	0%
	ELITD019.	1	0%
	DANCD037B	1	0%
	DANCD037A	1	0%
	COMMD070.	1	0%
	COMMD007.	1	0%
	KNESD025B	1	0%
	ITALD001.	1	0%
	EDUCD046.	1	0%
	P ED032S	1	0%
	P ED32SX	1	0%
	ICSD018B	1	0%
	PERSD001.	1	0%
	KORED003.	1	0%

CTE Department	2016 to 2018 CTE Student Cohort		
	Popular GE Courses	Enrollment Count	Enrollment/student
<i>Administration of Justice-DA</i>	<i>Student Headcount</i>	<i>432</i>	<i>100%</i>
	KNESD16BX	1	0%
	DANCD025B	1	0%
	ICSD038B	1	0%
	KNESD39AX	1	0%
	KNESD022D	1	0%
	DANCD023N	1	0%
	DANCD024B	1	0%
	WMSTD021.	1	0%
	DANCD022.	1	0%
	P ED043X	1	0%
	ICSD022.	1	0%
	POLID015.	1	0%
	ESLD006.	1	0%
	KNESD26AX	1	0%
	P ED048M	1	0%
	DANCD037C	1	0%
	KNESD33AX	1	0%
	SPAND005.	1	0%
	INTLD033.	1	0%
	WMSTD024.	1	0%
	KNESD22CX	1	0%
	KNESD001A	1	0%
	RUSSD003.	1	0%
	P ED045.	1	0%
<i>Film & Television Product-DA</i>	<i>Student Headcount</i>	<i>402</i>	<i>100%</i>
	F/TVD001.	330	82%
	F/TVD002B	314	78%
	F/TVD010.	280	70%
	F/TVD002A	248	62%
	EWRTD001A	227	56%
	MATHD010.	176	44%
	EWRTD002.	159	40%
	ASTRD004.	144	36%
	HUMID001.	136	34%
	POLID001.	108	27%
	ANTHD002.	100	25%
	PSYCD001.	97	24%
	F/TVD075G	92	23%
	F/TVD002C	90	22%
	ANTHD001.	85	21%

CTE Department	2016 to 2018 CTE Student Cohort		
	Popular GE Courses	Enrollment Count	Enrollment/student
<i>Film & Television Product-DA</i>	<i>Student Headcount</i>	<i>402</i>	<i>100%</i>
	HUMAD010.	80	20%
	ESCID001.	74	18%
	HISTD017C	59	15%
	ARTSD001A	48	12%
	BIOLD010.	48	12%
	PHILD001.	46	11%
	ESCID001L	45	11%
	EWRTD001B	44	11%
	ICSD004.	43	11%
	PHILD004.	43	11%
	SOCD001.	41	10%
	JAPND001.	40	10%
	ICSD007.	37	9%
	HISTD017A	36	9%
	NUTRD010.	36	9%
	HISTD017B	36	9%
	PHTGD007.	31	8%
	ANTHD001L	31	8%
	SPAND001.	29	7%
	PSYCD008.	28	7%
	ARTSD002A	28	7%
	GEOLD010.	28	7%
	ECOND001.	28	7%
	E SD001.	27	7%
	COMMD001.	26	6%
	THEAD001.	26	6%
	METD010.	24	6%
	JOURD002.	24	6%
	ELITD010.	24	6%
	PHILD003.	22	5%
	COMMD010.	22	5%
	ECOND002.	21	5%
	ESLD005.	21	5%
	ASTRD010.	20	5%
	E SD003.	20	5%
	ESCID019.	20	5%
	ARTSD002B	19	5%
	JAPND002.	19	5%
	HUMID006.	19	5%
	ARTSD002C	19	5%

CTE Department	2016 to 2018 CTE Student Cohort		
	Popular GE Courses	Enrollment Count	Enrollment/student
<i>Film & Television Product-DA</i>	<i>Student Headcount</i>	<i>402</i>	<i>100%</i>
	HUMAD050.	18	4%
	EWRTD030.	18	4%
	WMSTD001.	18	4%
	HISTD003A	18	4%
	GEOD001.	17	4%
	BIOLD011.	17	4%
	ARTSD002F	17	4%
	ICSD005.	16	4%
	PSYCD009.	14	3%
	FREND001.	14	3%
	SIGND001.	13	3%
	MUSID001A	13	3%
	HISTD003B	13	3%
	HISTD003C	13	3%
	ARTSD002G	13	3%
	DANCD022K	13	3%
	DANCD023L	13	3%
	PHILD008.	13	3%
	SPAND002.	12	3%
	METD010L	11	3%
	JAPND003.	10	2%
	KNESD15CX	10	2%
	HISTD006A	10	2%
	MATHD044.	10	2%
	GERMD001.	10	2%
	ELITD022.	9	2%
	HUMAD020.	9	2%
	PHILD002.	9	2%
	PHILD007.	9	2%
	E SD002.	9	2%
	ICSD020.	9	2%
	DANCD025A	9	2%
	KNESD05AX	9	2%
	ASTRD015L	9	2%
	GERMD002.	9	2%
	GEOD010.	8	2%
	SOCD035.	8	2%
	SOCD020.	8	2%
	KNESD022B	8	2%
	ARTSD002D	8	2%

CTE Department	2016 to 2018 CTE Student Cohort		
	Popular GE Courses	Enrollment Count	Enrollment/student
<i>Film & Television Product-DA</i>	<i>Student Headcount</i>	<i>402</i>	<i>100%</i>
	PSYCD012.	8	2%
	MANDD001.	8	2%
	HISTD009.	8	2%
	HLTHD021.	8	2%
	HUMID009.	8	2%
	BIOLD013.	7	2%
	KNESD19EX	7	2%
	KNESD052.	7	2%
	KNESD022A	7	2%
	GEOD004.	7	2%
	KORED001.	7	2%
	ICSD010.	7	2%
	KNESD005A	7	2%
	PHYSD010.	7	2%
	KNESD19AX	6	1%
	CHEMD001A	6	1%
	KNESD22BX	6	1%
	HISTD006C	6	1%
	ICSD022.	6	1%
	HUMID016.	6	1%
	ESCID030.	6	1%
	HISTD006B	6	1%
	KNESD11AX	6	1%
	DANCD024A	6	1%
	MANDD003.	6	1%
	WMSTD008.	6	1%
	ICSD035.	6	1%
	SIGND002.	6	1%
	C DD010H	6	1%
	MANDD002.	6	1%
	C DD012.	6	1%
	C DD010G	6	1%
	ICSD026.	6	1%
	PHTGD021.	5	1%
	CHEMD010.	5	1%
	DANCD023A	5	1%
	KNESD032A	5	1%
	KNESD015C	5	1%
	KNESD001B	5	1%
	KNESD19GX	5	1%

CTE Department	2016 to 2018 CTE Student Cohort		
	Popular GE Courses	Enrollment Count	Enrollment/student
<i>Film & Television Product-DA</i>	<i>Student Headcount</i>	<i>402</i>	<i>100%</i>
	ICSD017.	5	1%
	ANTHD007.	5	1%
	ICSD030.	5	1%
	ELITD017.	5	1%
	ICSD009.	5	1%
	PSYCD006.	5	1%
	ICSD024.	5	1%
	HISTD019A	5	1%
	KNESD15EX	5	1%
	FREND002.	5	1%
	KNESD029A	5	1%
	ICSD011.	5	1%
	MUSID001D	5	1%
	P ED032M	4	1%
	KNESD012D	4	1%
	WMSTD012.	4	1%
	HUMID013.	4	1%
	KNESD039A	4	1%
	DANCD023M	4	1%
	DANCD038A	4	1%
	ELITD048A	4	1%
	ELITD021.	4	1%
	ITALD001.	4	1%
	KORED002.	4	1%
	COMMD015.	4	1%
	ELITD011.	4	1%
	ARTSD001B	4	1%
	WMSTD009.	4	1%
	MANDD006.	4	1%
	ELITD048C	4	1%
	ELITD039.	4	1%
	SPAND003.	4	1%
	MUSID001B	4	1%
	ELITD048B	4	1%
	CISD002.	4	1%
	INTLD019A	3	1%
	KNESD016A	3	1%
	HISTD019B	3	1%
	MATHD017.	3	1%
	DANCD037A	3	1%

CTE Department	2016 to 2018 CTE Student Cohort		
	Popular GE Courses	Enrollment Count	Enrollment/student
<i>Film & Television Product-DA</i>	<i>Student Headcount</i>	<i>402</i>	<i>100%</i>
	KNESD22AX	3	1%
	ICSD046.	3	1%
	KNESD038B	3	1%
	ICSD033.	3	1%
	DANCD022.	3	1%
	PHYSD004A	3	1%
	KNESD25AX	3	1%
	DANCD022L	3	1%
	KNESD36AX	3	1%
	ICSD016A	3	1%
	ESLD006.	3	1%
	KNESD012H	3	1%
	ELITD046C	3	1%
	HUMID007.	3	1%
	PHYSD002A	3	1%
	KNESD026A	3	1%
	PHILD020A	3	1%
	COMMD007.	3	1%
	KNESD19DX	3	1%
	KNESD32AX	3	1%
	P ED032K	3	1%
	POLID003.	3	1%
	KNESD39AX	2	0%
	ELITD008.	2	0%
	KNESD037E	2	0%
	ELITD012.	2	0%
	KNESD019A	2	0%
	PSYCD010G	2	0%
	ELITD024.	2	0%
	KNESD001C	2	0%
	ICSD029.	2	0%
	EWRTD01BH	2	0%
	ICSD016B	2	0%
	KNESD31AX	2	0%
	KNESD039B	2	0%
	KNESD045.	2	0%
	KORED003.	2	0%
	PEAD005X	2	0%
	EWRTD01AH	2	0%
	KNESD031A	2	0%

CTE Department	2016 to 2018 CTE Student Cohort		
	Popular GE Courses	Enrollment Count	Enrollment/student
<i>Film & Television Product-DA</i>	<i>Student Headcount</i>	<i>402</i>	<i>100%</i>
	P ED032L	2	0%
	COMMD016.	2	0%
	SOCDO28.	2	0%
	MATHD046.	2	0%
	MASGD050A	2	0%
	KNESD39BX	2	0%
	SOCDO14.	2	0%
	ICSD037.	2	0%
	HUMID001H	2	0%
	HUMID010.	2	0%
	KNESD029B	2	0%
	WMSTD024.	2	0%
	PEAD002X	2	0%
	KNESD025B	2	0%
	ICSD044.	2	0%
	KNESD22CX	2	0%
	ARTSD03TC	2	0%
	KNESD022E	2	0%
	ICSD027.	2	0%
	GEOLD020.	2	0%
	MANDD005.	2	0%
	ITALD002.	2	0%
	ITALD003.	2	0%
	ICSD043.	2	0%
	MANDD004.	2	0%
	ELITD046A	2	0%
	EWRTD002H	2	0%
	GERMD003.	2	0%
	INTLD019B	2	0%
	C DD064.	2	0%
	BUSD056.	2	0%
	FREND003.	2	0%
	ICSD021.	2	0%
	KNESD019E	2	0%
	DANCD024B	2	0%
	ELITD046B	2	0%
	INTLD033.	2	0%
	C DD061.	2	0%
	KNESD025A	2	0%
	HUMID018.	2	0%

CTE Department	2016 to 2018 CTE Student Cohort		
	Popular GE Courses	Enrollment Count	Enrollment/student
<i>Film & Television Product-DA</i>	<i>Student Headcount</i>	<i>402</i>	<i>100%</i>
	P ED039M	1	0%
	ARTSD002H	1	0%
	KNESD15AX	1	0%
	KNESD054.	1	0%
	KNESD05BX	1	0%
	KNESD001A	1	0%
	P ED39MX	1	0%
	P ED32MX	1	0%
	COMMD009.	1	0%
	KNESD31BX	1	0%
	P ED032I	1	0%
	KNESD019G	1	0%
	P ED032P	1	0%
	KNESD32BX	1	0%
	KNESD031C	1	0%
	P ED32HX	1	0%
	POLID005.	1	0%
	P ED040X	1	0%
	KNESD37AX	1	0%
	KNESD01CX	1	0%
	P ED032J	1	0%
	RUSSD001.	1	0%
	P ED032H	1	0%
	PHILD030.	1	0%
	ANTHD006.	1	0%
	POLID015.	1	0%
	P ED041.	1	0%
	P ED045.	1	0%
	P ED041X	1	0%
	DANCD022M	1	0%
	DANCD024C	1	0%
	PEAD001X	1	0%
	KNESD019D	1	0%
	ICSD055.	1	0%
	HISTD018B	1	0%
	RUSSD002.	1	0%
	VIETD002.	1	0%
	KNESD012G	1	0%
	KNESD16AX	1	0%
	KNESD022D	1	0%

CTE Department	2016 to 2018 CTE Student Cohort		
	Popular GE Courses	Enrollment Count	Enrollment/student
<i>Film & Television Product-DA</i>	<i>Student Headcount</i>	<i>402</i>	<i>100%</i>
	HUMID005.	1	0%
	ARTSD002J	1	0%
	KNESD031B	1	0%
	JAPND006.	1	0%
	INTLD005.	1	0%
	KNESD038C	1	0%
	WMSTD021.	1	0%
	WMSTD026.	1	0%
	HUMID015.	1	0%
	ICSD018B	1	0%
	WMSTD025.	1	0%
	ECOND005.	1	0%
	P ED032T	1	0%
	ANTHD003.	1	0%
	KNESD032B	1	0%
	JAPND005.	1	0%
	KNESD037B	1	0%
	DANCD023N	1	0%
	POLID002.	1	0%
	CHEMD025.	1	0%
	INTLD010.	1	0%
	PSYCD010H	1	0%
	JAPND004.	1	0%
	DANCD025B	1	0%
	INTLD011.	1	0%
	ESCID020.	1	0%
	MUSID001C	1	0%
	COMMD008.	1	0%
	KNESD007A	1	0%
	PERSD001.	1	0%
	KNESD50AL	1	0%
	KNESD050A	1	0%
	ICSD038B	1	0%
	KNESD37DX	1	0%
	POLID017.	1	0%
	SOCD005.	1	0%
	WMSTD028.	1	0%
	INTLD022.	1	0%
	HISTD17AH	1	0%
	ICSD031.	1	0%

CTE Department	2016 to 2018 CTE Student Cohort		
	Popular GE Courses	Enrollment Count	Enrollment/student
<i>Film & Television Product-DA</i>	<i>Student Headcount</i>	<i>402</i>	<i>100%</i>
	EWRTD001C	1	0%
	VIETD001.	1	0%
	KNESD022C	1	0%
	KNESD006A	1	0%
	KNESD015A	1	0%
	HISTD010.	1	0%
	ADMJD029.	1	0%
	LINGD001.	1	0%
<i>Arts-DA</i>	<i>Student Headcount</i>	<i>266</i>	<i>100%</i>
	HUMID001.	164	62%
	EWRTD001A	156	59%
	MATHD010.	115	43%
	EWRTD002.	107	40%
	ASTRD004.	95	36%
	ANTHD002.	92	35%
	PSYCD001.	83	31%
	ARTSD002A	82	31%
	POLID001.	81	30%
	ARTSD002C	66	25%
	ARTSD002B	65	24%
	ARTSD001A	54	20%
	HUMAD010.	52	20%
	HISTD017C	44	17%
	ANTHD001.	44	17%
	ESCID001.	43	16%
	EWRTD001B	43	16%
	HISTD017A	40	15%
	SOCDD001.	38	14%
	BIOLD010.	35	13%
	NUTRD010.	34	13%
	ICSD007.	34	13%
	ARTSD002G	33	12%
	PHTGD007.	32	12%
	E SD001.	30	11%
	ECOND001.	29	11%
	F/TVD001.	28	11%
	ESLD005.	28	11%
	ARTSD002F	25	9%

CTE Department	2016 to 2018 CTE Student Cohort		
	Popular GE Courses	Enrollment Count	Enrollment/student
<i>Arts-DA</i>	<i>Student Headcount</i>	<i>266</i>	<i>100%</i>
	GEOD001.	24	9%
	ICSD005.	24	9%
	ESCID001L	23	9%
	ARTSD002D	23	9%
	PHILD004.	23	9%
	JAPND001.	22	8%
	ECOND002.	22	8%
	HISTD017B	21	8%
	HUMAD050.	20	8%
	PSYCD008.	20	8%
	F/TVD010.	18	7%
	F/TVD002B	18	7%
	HUMID016.	18	7%
	FREND001.	17	6%
	ESCID019.	16	6%
	ANTHD001L	15	6%
	PSYCD014.	14	5%
	METD010.	14	5%
	ICSD004.	14	5%
	SPAND001.	13	5%
	PHILD001.	13	5%
	DANCD038A	13	5%
	MANDD001.	13	5%
	DANCD023L	12	5%
	GEOLD010.	12	5%
	HUMAD020.	12	5%
	F/TVD075G	12	5%
	GEOD010.	12	5%
	F/TVD002A	12	5%
	JAPND002.	12	5%
	HISTD003A	11	4%
	COMMD001.	11	4%
	JOURD002.	11	4%
	KNESD022B	11	4%
	PHILD008.	11	4%
	ICSD033.	10	4%
	GEOLD020.	10	4%

CTE Department	2016 to 2018 CTE Student Cohort		
	Popular GE Courses	Enrollment Count	Enrollment/student
<i>Arts-DA</i>	<i>Student Headcount</i>	<i>266</i>	<i>100%</i>
	SIGND001.	10	4%
	ARTSD03TC	10	4%
	KORED001.	10	4%
	E SD003.	10	4%
	ICSD020.	9	3%
	CHEMD001A	9	3%
	KNESD22AX	8	3%
	HUMID006.	8	3%
	ELITD010.	8	3%
	ARTSD001B	8	3%
	PHTGD021.	8	3%
	PHYSD004A	8	3%
	KNESD15CX	8	3%
	PHYSD010.	8	3%
	SOCD020.	8	3%
	KNESD022A	8	3%
	GEOD004.	8	3%
	WMSTD012.	8	3%
	COMMD010.	7	3%
	JAPND003.	7	3%
	PHILD003.	7	3%
	MATHD044.	7	3%
	ICSD030.	7	3%
	PHILD002.	7	3%
	INTLD010.	6	2%
	WMSTD001.	6	2%
	HUMID007.	6	2%
	KNESD19AX	6	2%
	WMSTD008.	6	2%
	MANDD004.	6	2%
	KNESD15EX	5	2%
	KNESD025A	5	2%
	KNESD005A	5	2%
	ANTHD003.	5	2%
	CHEMD025.	5	2%
	MANDD003.	5	2%
	MANDD002.	5	2%
	GERMD001.	5	2%
	GERMD002.	5	2%
	BIOLD013.	5	2%

CTE Department	2016 to 2018 CTE Student Cohort		
	Popular GE Courses	Enrollment Count	Enrollment/student
<i>Arts-DA</i>	<i>Student Headcount</i>	<i>266</i>	<i>100%</i>
	KNESD50AL	5	2%
	KNESD25AX	5	2%
	HISTD003B	5	2%
	KNESD050A	5	2%
	HISTD003C	5	2%
	CHEMD010.	5	2%
	BIOLD011.	5	2%
	FREND002.	5	2%
	DANCD025A	4	2%
	DANCD022K	4	2%
	KNESD22BX	4	2%
	INTLD011.	4	2%
	BIOLD006A	4	2%
	HISTD006C	4	2%
	HUMID013.	4	2%
	DANCD024A	4	2%
	KNESD16AX	4	2%
	HLTHD021.	4	2%
	MUSID001A	4	2%
	PHILD007.	4	2%
	KNESD012D	4	2%
	KNESD032A	4	2%
	SPAND002.	4	2%
	KNESD22CX	4	2%
	THEAD001.	4	2%
	ICSD045.	4	2%
	JAPND004.	3	1%
	ICSD044.	3	1%
	KNESD019D	3	1%
	KNESD19EX	3	1%
	PSYCD006.	3	1%
	HUMID009.	3	1%
	C DD010G	3	1%
	ICSD026.	3	1%
	KNESD022D	3	1%
	ASTRD010.	3	1%
	C DD010H	3	1%
	PEAD002X	3	1%
	KNESD31AX	3	1%
	KNESD026A	3	1%

CTE Department	2016 to 2018 CTE Student Cohort		
	Popular GE Courses	Enrollment Count	Enrollment/student
<i>Arts-DA</i>	<i>Student Headcount</i>	<i>266</i>	<i>100%</i>
	POLID005.	3	1%
	ICSD009.	3	1%
	KNESD012H	3	1%
	ICSD021.	3	1%
	E SD002.	3	1%
	ICSD017.	3	1%
	P ED032B	3	1%
	DANCD023M	3	1%
	EWRTD030.	3	1%
	INTLD013.	3	1%
	KNESD11AX	3	1%
	ELITD011.	3	1%
	COMMD008.	3	1%
	ICSD035.	3	1%
	ICSD024.	3	1%
	ELITD022.	3	1%
	ICSD011.	3	1%
	ANTHD007.	3	1%
	KNESD052.	3	1%
	KNESD029A	3	1%
	KORED002.	2	1%
	KNESD19GX	2	1%
	KNESD012E	2	1%
	KNESD015C	2	1%
	KNESD022E	2	1%
	KNESD038A	2	1%
	ITALD001.	2	1%
	HISTD006A	2	1%
	MUSID001D	2	1%
	ASTRD015L	2	1%
	ARTSD002H	2	1%
	KNESD039B	2	1%
	KNESD015E	2	1%
	SIGND002.	2	1%
	GERMD003.	2	1%
	ARTSD002L	2	1%
	KNESD36AX	2	1%
	ICSD029.	2	1%
	METD010L	2	1%
	ICSD022.	2	1%

CTE Department	2016 to 2018 CTE Student Cohort		
	Popular GE Courses	Enrollment Count	Enrollment/student
<i>Arts-DA</i>	<i>Student Headcount</i>	<i>266</i>	<i>100%</i>
	HISTD018A	2	1%
	KNESD001C	2	1%
	LINGD001.	2	1%
	DANCD022L	2	1%
	KNESD37AX	2	1%
	VIETD002.	2	1%
	DANCD023A	2	1%
	KNESD39AX	2	1%
	P ED047W	2	1%
	P ED47WX	2	1%
	P ED032W	2	1%
	WMSTD021.	2	1%
	HISTD019B	2	1%
	POLID017.	2	1%
	HUMID005.	2	1%
	MATHD046.	2	1%
	JAPND005.	2	1%
	PEAD001X	2	1%
	PEAD002.	2	1%
	MANDD005.	2	1%
	F/TVD002C	2	1%
	CISD002.	2	1%
	P ED038W	2	1%
	POLID002.	2	1%
	ICSD019.	2	1%
	BUSD056.	2	1%
	C DD061.	2	1%
	MANDD006.	2	1%
	MUSID001B	2	1%
	VIETD001.	2	1%
	RUSSD002.	2	1%
	RUSSD003.	2	1%
	RUSSD001.	2	1%
	KNESD31BX	1	0%
	PHILD020C	1	0%
	P ED48WX	1	0%
	KNESD054.	1	0%
	EWRTD01AH	1	0%
	PEAD005X	1	0%
	INTLD033.	1	0%

CTE Department	2016 to 2018 CTE Student Cohort		
	Popular GE Courses	Enrollment Count	Enrollment/student
<i>Arts-DA</i>	<i>Student Headcount</i>	<i>266</i>	<i>100%</i>
	P ED32JX	1	0%
	KNESD05AX	1	0%
	P ED041X	1	0%
	P ED041.	1	0%
	P ED032J	1	0%
	KNESD019A	1	0%
	SOCD035.	1	0%
	PHYSD002A	1	0%
	MATHD017.	1	0%
	INTLD021.	1	0%
	PERSD003.	1	0%
	KNESD019E	1	0%
	KNESD019G	1	0%
	PSYCD010G	1	0%
	ITALD002.	1	0%
	ITALD003.	1	0%
	PERSD002.	1	0%
	ICSD032.	1	0%
	KNESD015A	1	0%
	KNESD005B	1	0%
	COMMD015.	1	0%
	KORED002H	1	0%
	PHILD024.	1	0%
	GERMD004.	1	0%
	KNESD19DX	1	0%
	KNESD26AX	1	0%
	ICSD007H	1	0%
	INTLD019A	1	0%
	ICSD016B	1	0%
	ICSD018B	1	0%
	BIOLD006C	1	0%
	MUSID001C	1	0%
	DANCD037B	1	0%
	DANCD037A	1	0%
	PSYCD010H	1	0%
	ARTSD002J	1	0%
	KNESD16BX	1	0%
	DANCD022M	1	0%
	KNESD33AX	1	0%
	KNESD007A	1	0%

CTE Department	2016 to 2018 CTE Student Cohort		
	Popular GE Courses	Enrollment Count	Enrollment/student
<i>Arts-DA</i>	<i>Student Headcount</i>	<i>266</i>	<i>100%</i>
	ICSD016A	1	0%
	ICSD038B	1	0%
	POLID056.	1	0%
	KNESD001A	1	0%
	HUMID015.	1	0%
	DANCD024B	1	0%
	KNESD031A	1	0%
	DANCD023N	1	0%
	DANCD023B	1	0%
	ELITD039.	1	0%
	KNESD022C	1	0%
	PHILD049.	1	0%
	PEAD004X	1	0%
	<i>PEAD001.</i>	<i>1</i>	<i>0%</i>
	PEAD004.	1	0%
	ELITD024.	1	0%
	POLID003.	1	0%
	ICSD027.	1	0%
	P ED048W	1	0%
	SPAND003.	1	0%
	HISTD010.	1	0%
	ELITD048C	1	0%
	ELITD046C	1	0%
	HUMID010.	1	0%
	KNESD32CX	1	0%
	HUMID020.	1	0%
	DANCD022.	1	0%
	FREND003.	1	0%
	KNESD045.	1	0%
<i>Paralegal Program-DA</i>	<i>Student Headcount</i>	<i>262</i>	<i>100%</i>
	EWRTD001A	58	22%
	ANTHD002.	44	17%
	POLID001.	44	17%
	MATHD010.	43	16%
	PSYCD001.	42	16%
	EWRTD002.	40	15%
	HUMID001.	38	15%
	ANTHD001.	31	12%
	PHILD004.	25	10%
	HUMAD010.	24	9%

CTE Department	2016 to 2018 CTE Student Cohort		
	Popular GE Courses	Enrollment Count	Enrollment/student
<i>Paralegal Program-DA</i>	<i>Student Headcount</i>	<i>262</i>	<i>100%</i>
	ASTRD004.	23	9%
	EWRTD001B	22	8%
	NUTRD010.	20	8%
	SOCD001.	16	6%
	ICSD007.	15	6%
	ECOND001.	14	5%
	PSYCD014.	12	5%
	BIOLD011.	12	5%
	ECOND002.	12	5%
	GEOLD020.	11	4%
	SPAND001.	11	4%
	HISTD017C	11	4%
	HISTD017A	11	4%
	ESCID001.	11	4%
	ANTHD001L	10	4%
	SIGND001.	10	4%
	ICSD005.	10	4%
	WMSTD001.	10	4%
	ICSD004.	10	4%
	E SD001.	10	4%
	ARTSD001A	10	4%
	WMSTD008.	9	3%
	PHILD008.	9	3%
	BIOLD010.	9	3%
	ICSD029.	9	3%
	MUSID001A	9	3%
	POLID002.	9	3%
	ARTSD002F	9	3%
	HUMID016.	8	3%
	MANDD001.	8	3%
	POLID003.	8	3%
	EWRTD030.	8	3%
	JOURD002.	7	3%
	HISTD003C	7	3%
	C DD010G	7	3%
	KORED001.	7	3%
	ICSD033.	7	3%
	GEOD001.	7	3%
	ADMJD029.	6	2%
	C DD012.	6	2%

CTE Department	2016 to 2018 CTE Student Cohort		
	Popular GE Courses	Enrollment Count	Enrollment/student
<i>Paralegal Program-DA</i>	<i>Student Headcount</i>	<i>262</i>	<i>100%</i>
	HUMAD050.	6	2%
	PSYCD008.	6	2%
	HUMID009.	6	2%
	PHILD001.	6	2%
	ESCID001L	5	2%
	SPAND002.	5	2%
	SOCD020.	5	2%
	PHILD002.	5	2%
	ARTSD002B	5	2%
	MANDD002.	5	2%
	ESCID019.	5	2%
	HISTD017B	5	2%
	KORED002.	5	2%
	KNESD005A	5	2%
	POLID005.	5	2%
	FREND001.	5	2%
	METD010.	4	2%
	E SD003.	4	2%
	KNESD022A	4	2%
	ASTRD010.	4	2%
	PSYCD009.	4	2%
	COMMD001.	4	2%
	PEAD002X	4	2%
	GEOLD010.	4	2%
	ELITD022.	4	2%
	PHTGD007.	4	2%
	ARTSD002A	4	2%
	HISTD003B	4	2%
	ELITD046A	3	1%
	ELITD019.	3	1%
	ARTSD001B	3	1%
	ICSD035.	3	1%
	KNESD25BX	3	1%
	KNESD052.	3	1%
	ELITD010.	3	1%
	KNESD022D	3	1%
	PEAD001X	3	1%
	DANCD023L	3	1%
	DANCD022K	3	1%
	BUSD056.	3	1%

CTE Department	2016 to 2018 CTE Student Cohort		
	Popular GE Courses	Enrollment Count	Enrollment/student
<i>Paralegal Program-DA</i>	<i>Student Headcount</i>	<i>262</i>	<i>100%</i>
	GERMD001.	3	1%
	DANCD024A	3	1%
	HLTHD021.	3	1%
	ICSD010.	3	1%
	PHTGD021.	3	1%
	BIOLD006A	3	1%
	SOCD035.	3	1%
	ICSD045.	2	1%
	ANTHD004.	2	1%
	HUMID018.	2	1%
	PHILD007.	2	1%
	KNESD001B	2	1%
	SOCD005.	2	1%
	PEAD005X	2	1%
	ANTHD003.	2	1%
	EWRTD001C	2	1%
	KNESD22AX	2	1%
	F/TVD001.	2	1%
	PSYCD012.	2	1%
	HUMAD020.	2	1%
	ICSD046.	2	1%
	ELITD011.	2	1%
	VIETD001.	2	1%
	ELITD048A	2	1%
	WMSTD009.	2	1%
	F/TVD002B	2	1%
	KNESD25AX	2	1%
	ARTSD03TC	2	1%
	ESLD005.	2	1%
	COMMD007.	2	1%
	SOCD028.	2	1%
	SIGND002.	2	1%
	KNESD026B	2	1%
	F/TVD010.	2	1%
	INTLD010.	2	1%
	KNESD026A	2	1%
	ELITD048C	2	1%
	ARTSD002J	2	1%
	ELITD017.	2	1%
	HUMID006.	2	1%

CTE Department	2016 to 2018 CTE Student Cohort		
	Popular GE Courses	Enrollment Count	Enrollment/student
<i>Paralegal Program-DA</i>	<i>Student Headcount</i>	<i>262</i>	<i>100%</i>
	HUMID010.	2	1%
	COMMD010.	2	1%
	PHILD003.	2	1%
	HISTD003A	2	1%
	ICSD011.	2	1%
	PSYCD010G	2	1%
	FREND002.	2	1%
	FREND003.	2	1%
	ICSD017.	2	1%
	VIETD002.	2	1%
	ICSD009.	2	1%
	PHYSD010.	2	1%
	KNESD11AX	2	1%
	ARTSD002G	2	1%
	ICSD055.	1	0%
	ICSD026.	1	0%
	P ED48WX	1	0%
	P ED048W	1	0%
	WMSTD024.	1	0%
	GEOD004.	1	0%
	POLID015.	1	0%
	P ED032M	1	0%
	MATHD044.	1	0%
	ANTHD007.	1	0%
	C DD064.	1	0%
	C DD061.	1	0%
	CISD002.	1	0%
	LINGD001.	1	0%
	ITALD001.	1	0%
	P ED045X	1	0%
	ARTSD002H	1	0%
	P ED032W	1	0%
	P ED032S	1	0%
	KNESD022E	1	0%
	P ED32SX	1	0%
	P ED032F	1	0%
	P ED39WX	1	0%
	P ED039W	1	0%
	KNESD045.	1	0%
	ICSD016B	1	0%

CTE Department	2016 to 2018 CTE Student Cohort		
	Popular GE Courses	Enrollment Count	Enrollment/student
<i>Paralegal Program-DA</i>	<i>Student Headcount</i>	<i>262</i>	<i>100%</i>
	GERMD003.	1	0%
	GERMD002.	1	0%
	KNESD015C	1	0%
	MANDD005.	1	0%
	MANDD004.	1	0%
	INTLD019A	1	0%
	MANDD006.	1	0%
	MANDD003.	1	0%
	ICSD002A	1	0%
	KNESD036A	1	0%
	VIETD003.	1	0%
	WMSTD028.	1	0%
	HISTD010.	1	0%
	PEAD002.	1	0%
	KNESD022B	1	0%
	ICSD027.	1	0%
	ELITD048B	1	0%
	ELITD046C	1	0%
	KNESD012H	1	0%
	ICSD030.	1	0%
	ICSD018B	1	0%
	WMSTD021.	1	0%
	ELITD046B	1	0%
	PSYCD010H	1	0%
	KNESD054.	1	0%
	ICSD044.	1	0%
	CHEMD010.	1	0%
	INTLD008.	1	0%
	ELITD039.	1	0%
	BUSD021.	1	0%
	ICSD022.	1	0%
	POLID016.	1	0%
	KNESD19EX	1	0%
	KNESD15EX	1	0%
	THEAD001.	1	0%
	ARTSD002C	1	0%
	PEAD006Y	1	0%
	JAPND001.	1	0%
	MUSID001D	1	0%
	KNESD025A	1	0%

CTE Department	2016 to 2018 CTE Student Cohort		
	Popular GE Courses	Enrollment Count	Enrollment/student
<i>Paralegal Program-DA</i>	<i>Student Headcount</i>	<i>262</i>	<i>100%</i>
	COMMD009.	1	0%
	KNESD16BX	1	0%
	KORED003.	1	0%
	BIOLD006C	1	0%
	PHYSD004A	1	0%
	INTLD005.	1	0%
	SPAND003.	1	0%
	PEAD005.	1	0%
	PEAD001.	1	0%
	MATHD046.	1	0%
	GEOD010.	1	0%
	KNESD22EX	1	0%
	MUSID001B	1	0%
	KNESD19GX	1	0%
<i>Nursing-DA</i>	<i>Student Headcount</i>	<i>259</i>	<i>100%</i>
	PSYCD014.	254	98%
	ANTHD002.	122	47%
	MATHD010.	79	31%
	PSYCD001.	75	29%
	SOCD001.	56	22%
	EWRTD001A	56	22%
	HUMID001.	46	18%
	POLID001.	44	17%
	EWRTD001B	40	15%
	NUTRD010.	30	12%
	EWRTD002.	28	11%
	ICSD005.	27	10%
	HUMAD010.	26	10%
	SPAND001.	20	8%
	BIOLD010.	16	6%
	PHILD004.	15	6%
	HISTD017C	12	5%
	ASTRD004.	12	5%
	CHEMD001A	12	5%
	HISTD017A	11	4%
	ARTSD002F	11	4%
	MUSID001A	11	4%
	ANTHD001.	10	4%
	ICSD007.	10	4%
	PSYCD008.	10	4%

CTE Department	2016 to 2018 CTE Student Cohort		
	Popular GE Courses	Enrollment Count	Enrollment/student
<i>Nursing-DA</i>	<i>Student Headcount</i>	<i>259</i>	<i>100%</i>
	PHTGD007.	9	3%
	ICSD004.	9	3%
	KNESD022A	9	3%
	HUMID009.	8	3%
	HLTHD021.	8	3%
	SPAND002.	7	3%
	ICSD045.	7	3%
	PHILD001.	7	3%
	C DD010G	7	3%
	E SD001.	7	3%
	ICSD020.	6	2%
	F/TVD001.	6	2%
	SIGND001.	6	2%
	DANCD023L	6	2%
	HUMAD050.	6	2%
	E SD002.	6	2%
	PHILD008.	6	2%
	CHEMD010.	6	2%
	GEOD010.	5	2%
	ESCID001.	5	2%
	KNESD022B	5	2%
	ICSD033.	5	2%
	ECOND001.	4	2%
	DANCD023A	4	2%
	ARTSD001A	4	2%
	GEOD001.	4	2%
	KORED001.	4	2%
	ICSD035.	4	2%
	KNESD022C	4	2%
	ICSD011.	4	2%
	DANCD025A	4	2%
	PHILD003.	4	2%
	PHYSD010.	4	2%
	F/TVD002B	4	2%
	WMSTD001.	4	2%
	HISTD003A	4	2%
	ESLD005.	4	2%
	BIOLD006A	4	2%
	HISTD003B	3	1%
	P ED032S	3	1%

CTE Department	2016 to 2018 CTE Student Cohort		
	Popular GE Courses	Enrollment Count	Enrollment/student
<i>Nursing-DA</i>	<i>Student Headcount</i>	<i>259</i>	<i>100%</i>
	MANDD001.	3	1%
	ICSD044.	3	1%
	PSYCD010G	3	1%
	ICSD031.	3	1%
	ELITD022.	3	1%
	METD010.	3	1%
	HISTD003C	3	1%
	DANCD024A	3	1%
	HUMID006.	2	1%
	ESLD006.	2	1%
	C DD010H	2	1%
	ELITD011.	2	1%
	PHYSD002A	2	1%
	ARTSD001B	2	1%
	BUSD056.	2	1%
	BIOLD011.	2	1%
	KNESD022D	2	1%
	GEOD004.	2	1%
	DANCD023M	2	1%
	FREND001.	2	1%
	FREND002.	2	1%
	HISTD017B	2	1%
	ICSD024.	2	1%
	ARTSD002C	2	1%
	E SD003.	2	1%
	MUSID001C	2	1%
	KNESD022E	2	1%
	WMSTD008.	2	1%
	ICSD010.	2	1%
	HNDID001.	2	1%
	MANDD002.	2	1%
	COMMD016.	2	1%
	ARTSD002J	2	1%
	KNESD005A	2	1%
	THEAD001.	2	1%
	ADMJD029.	2	1%
	ARTSD002B	2	1%
	DANCD022K	2	1%
	ELITD048A	2	1%
	WMSTD021.	2	1%

CTE Department	2016 to 2018 CTE Student Cohort		
	Popular GE Courses	Enrollment Count	Enrollment/student
<i>Nursing-DA</i>	<i>Student Headcount</i>	<i>259</i>	<i>100%</i>
	ECOND002.	2	1%
	KNESD032A	2	1%
	PSYCD010H	1	0%
	KNESD25AX	1	0%
	VIETD001.	1	0%
	KNESD026B	1	0%
	FREND004.	1	0%
	CHEMD025.	1	0%
	KNESD025A	1	0%
	KNESD019E	1	0%
	KNESD026A	1	0%
	RUSSD002.	1	0%
	INTLD010.	1	0%
	C DD012.	1	0%
	KNESD22BX	1	0%
	ICSD043.	1	0%
	PHILD002.	1	0%
	P ED038W	1	0%
	HUMID013.	1	0%
	ICSD026.	1	0%
	ESCID001L	1	0%
	DANCD038A	1	0%
	DANCD022L	1	0%
	SIGND002.	1	0%
	ARTSD002L	1	0%
	COMMD010.	1	0%
	MANDD005.	1	0%
	MANDD006.	1	0%
	KNESD05AX	1	0%
	KNESD15EX	1	0%
	KORED002.	1	0%
	KORED003.	1	0%
	ELITD046B	1	0%
	ELITD048B	1	0%
	ESCID019.	1	0%
	KNESD052.	1	0%
	SOCD035.	1	0%
	ELITD024.	1	0%
	KNESD016A	1	0%
	ELITD048C	1	0%

CTE Department	2016 to 2018 CTE Student Cohort		
	Popular GE Courses	Enrollment Count	Enrollment/student
<i>Nursing-DA</i>	<i>Student Headcount</i>	<i>259</i>	<i>100%</i>
	KNESD002A	1	0%
	HUMID005.	1	0%
	ELITD046A	1	0%
	ELITD010.	1	0%
	FREND003.	1	0%
	ICSD019.	1	0%
	ICSD046.	1	0%
	BIOLD013.	1	0%
	KNESD050A	1	0%
	KNESD19DX	1	0%
	DANCD025B	1	0%
	HISTD018A	1	0%
	KNESD32AX	1	0%
	ANTHD003.	1	0%
	HISTD007A	1	0%
	ICSD009.	1	0%
	KNESD26AX	1	0%
	EWRTD030.	1	0%
	ICSD038B	1	0%
	ASTRD010.	1	0%
	COMMD008.	1	0%
	KNESD19AX	1	0%
	ANTHD001L	1	0%
	GERMD001.	1	0%
	KNESD031A	1	0%
	P ED043X	1	0%
	ICSD030.	1	0%
	KNESD50AL	1	0%
	EWRTD001C	1	0%
	SOCD020.	1	0%
	HUMID007.	1	0%
	HUMID010.	1	0%
	DANCD022.	1	0%

CTE Department	2016 to 2018 CTE Student Cohort		
	Popular GE Courses	Enrollment Count	Enrollment/student
<i>Real Estate-DA</i>	<i>Student Headcount</i>	<i>219</i>	<i>100%</i>
	EWRTD001A	24	11%
	ANTHD002.	22	10%
	ECOND001.	21	10%
	ECOND002.	19	9%
	MATHD010.	19	9%
	HUMID001.	18	8%
	EWRTD002.	17	8%
	PSYCD001.	16	7%
	POLID001.	16	7%
	HUMAD010.	14	6%
	SOCDD001.	12	5%
	ASTRD004.	11	5%
	HUMID016.	10	5%
	ESCID001.	10	5%
	EWRTD001B	9	4%
	NUTRD010.	9	4%
	HISTD017A	9	4%
	ARTSD001A	9	4%
	ICSD005.	8	4%
	PHILD004.	8	4%
	HISTD017C	7	3%
	ANTHD001.	7	3%
	SPAND001.	6	3%
	ESLD005.	6	3%
	BIOLD010.	6	3%
	ICSD007.	5	2%
	BIOLD011.	5	2%
	ICSD004.	5	2%
	GEOLD010.	5	2%
	ESCID019.	4	2%
	ICSD011.	4	2%
	KNESD022A	4	2%
	F/TVDD002B	4	2%
	HUMAD050.	4	2%
	E SD001.	4	2%
	HUMID009.	3	1%

CTE Department	2016 to 2018 CTE Student Cohort		
	Popular GE Courses	Enrollment Count	Enrollment/student
<i>Real Estate-DA</i>	<i>Student Headcount</i>	<i>219</i>	<i>100%</i>
	MANDD001.	3	1%
	SOCDO20.	3	1%
	ASTRD010.	3	1%
	C DD010G	3	1%
	KNESD19GX	3	1%
	ESCID001L	3	1%
	PHYSD010.	3	1%
	HLTHD021.	3	1%
	VIETD001.	3	1%
	DANCD038A	3	1%
	BUSD056.	3	1%
	HISTD017B	3	1%
	C DD010H	2	1%
	DANCD024A	2	1%
	BUSD021.	2	1%
	DANCD022.	2	1%
	F/TVDO02A	2	1%
	HISTD006A	2	1%
	METD010.	2	1%
	FREND001.	2	1%
	KNESD022D	2	1%
	COMMD016.	2	1%
	MUSID001A	2	1%
	SPAND002.	2	1%
	WMSTD008.	2	1%
	ESLD006.	2	1%
	WMSTD001.	2	1%
	HUMID006.	2	1%
	JAPND001.	2	1%
	GEOD001.	2	1%
	F/TVDO10.	2	1%
	COMMD001.	2	1%
	PHILD003.	2	1%
	PSYCD014.	2	1%
	DANCD024B	2	1%
	PEAD005.	2	1%
	PEAD005X	2	1%
	FREND003.	2	1%
	PHILD001.	2	1%
	KNESD022B	2	1%

CTE Department	2016 to 2018 CTE Student Cohort		
	Popular GE Courses	Enrollment Count	Enrollment/student
<i>Real Estate-DA</i>	<i>Student Headcount</i>	<i>219</i>	<i>100%</i>
	ARTSD002F	2	1%
	KNESD025A	2	1%
	PERSD001.	2	1%
	KNESD012H	2	1%
	KNESD022E	2	1%
	PERSD003.	2	1%
	ARTSD001B	2	1%
	KNESD026A	2	1%
	GEOD010.	2	1%
	COMMD008.	1	0%
	KNESD15EX	1	0%
	KNESD045.	1	0%
	KNESD016A	1	0%
	ECOND001H	1	0%
	KNESD32AX	1	0%
	JOURD002.	1	0%
	PHYSD002A	1	0%
	KNESD25AX	1	0%
	P ED032M	1	0%
	PSYCD010G	1	0%
	COMMD010.	1	0%
	PHILD008.	1	0%
	CISD002.	1	0%
	MANDD002.	1	0%
	SOCD028.	1	0%
	SOCD035.	1	0%
	SOCD014.	1	0%
	PHILD002.	1	0%
	HUMAD020.	1	0%
	KNESD50AL	1	0%
	KNESD050A	1	0%
	F/TVD001.	1	0%
	CHEMD001A	1	0%
	PERSD002.	1	0%
	FREND002.	1	0%
	C DD012.	1	0%
	ICSD020.	1	0%
	ICSD010.	1	0%
	P ED032K	1	0%
	ARTSD002L	1	0%

CTE Department	2016 to 2018 CTE Student Cohort		
	Popular GE Courses	Enrollment Count	Enrollment/student
<i>Real Estate-DA</i>	<i>Student Headcount</i>	<i>219</i>	<i>100%</i>
	ELITD024.	1	0%
	HISTD003A	1	0%
	HISTD003C	1	0%
	POLID003.	1	0%
	KORED001.	1	0%
	ARTSD002D	1	0%
	P ED045.	1	0%
	DANCD022K	1	0%
	DANCD037A	1	0%
	DANCD025A	1	0%
	ARTSD002C	1	0%
	DANCD023A	1	0%
	DANCD023L	1	0%
	GEOLD020.	1	0%
	COMMD009.	1	0%
	MUSID001B	1	0%
	POLID016.	1	0%
	ELITD048B	1	0%
	INTLD011.	1	0%
	KORED002.	1	0%
	VIETD002.	1	0%
	KNESD015E	1	0%
	POLID015.	1	0%
	ADMJD029.	1	0%
	SPAND003.	1	0%
	KNESD001A	1	0%
	PHILD007.	1	0%
	KNESD19DX	1	0%
	KNESD15CX	1	0%
	ANTHD001L	1	0%
	SIGND001.	1	0%
<i>Environmental Studies-DA</i>	<i>Student Headcount</i>	<i>159</i>	<i>100%</i>
	E SD002.	192	121%
	E SD001.	117	74%
	E SD003.	86	54%
	ESCID001.	83	52%
	EWRTD001A	69	43%
	HUMID001.	66	42%
	ANTHD002.	60	38%
	MATHD010.	54	34%

CTE Department	2016 to 2018 CTE Student Cohort		
	Popular GE Courses	Enrollment Count	Enrollment/student
<i>Environmental Studies-DA</i>	<i>Student Headcount</i>	<i>159</i>	<i>100%</i>
	ESCID001L	51	32%
	EWRTD002.	50	31%
	ESCID030.	46	29%
	POLID001.	40	25%
	EWRTD001B	36	23%
	ESCID019.	35	22%
	PSYCD001.	31	19%
	ASTRD004.	31	19%
	ECOND002.	30	19%
	PHILD004.	27	17%
	METD010.	26	16%
	HUMAD010.	24	15%
	ECOND001.	24	15%
	NUTRD010.	23	14%
	HISTD017A	23	14%
	ESCID020.	22	14%
	CHEMD001A	22	14%
	ANTHD001.	22	14%
	GEOD001.	21	13%
	PHILD001.	16	10%
	HUMAD050.	16	10%
	HISTD017C	15	9%
	BIOLD006A	15	9%
	GEOLD020.	15	9%
	GEOLD010.	14	9%
	HISTD017B	14	9%
	SOCD001.	13	8%
	ARTSD002F	12	8%
	HISTD003A	12	8%
	ICSD004.	12	8%
	ARTSD002A	12	8%
	JOURD002.	11	7%
	BIOLD010.	11	7%
	SPAND001.	11	7%
	ICSD007.	10	6%
	PHILD002.	10	6%
	F/TVD001.	10	6%
	COMMD001.	10	6%
	ARTSD001A	9	6%
	HLTHD021.	9	6%

CTE Department	2016 to 2018 CTE Student Cohort		
	Popular GE Courses	Enrollment Count	Enrollment/student
<i>Environmental Studies-DA</i>	<i>Student Headcount</i>	<i>159</i>	<i>100%</i>
	SIGND001.	9	6%
	PHTGD007.	9	6%
	HUMID016.	8	5%
	MUSID001A	8	5%
	CHEMD010.	8	5%
	JAPND001.	8	5%
	WMSTD001.	8	5%
	PSYCD014.	8	5%
	BIOLD013.	8	5%
	GEOD010.	8	5%
	ELITD011.	8	5%
	PHYSD002A	7	4%
	ASTRD010.	7	4%
	HISTD003C	7	4%
	SOCDO20.	7	4%
	PHILD008.	7	4%
	WMSTD008.	7	4%
	CHEMD025.	7	4%
	ELITD022.	6	4%
	HUMID006.	6	4%
	C DD010G	6	4%
	PHYSD010.	6	4%
	F/TVDO02B	6	4%
	SPAND002.	6	4%
	PSYCD008.	6	4%
	PHYSD004A	5	3%
	ARTSD002D	5	3%
	HUMAD020.	5	3%
	ICSD035.	5	3%
	CISD002.	5	3%
	DANCD038A	5	3%
	BIOLD006C	5	3%
	HUMID010.	5	3%
	BIOLD011.	5	3%
	ANTHD001L	5	3%
	LINGD001.	5	3%
	ESLD005.	5	3%
	ICSD020.	5	3%
	BUSDO56.	5	3%
	HUMID009.	4	3%

CTE Department	2016 to 2018 CTE Student Cohort		
	Popular GE Courses	Enrollment Count	Enrollment/student
<i>Environmental Studies-DA</i>	<i>Student Headcount</i>	<i>159</i>	<i>100%</i>
	MANDD001.	4	3%
	PHILD003.	4	3%
	ARTSD002C	4	3%
	ARTSD002J	4	3%
	HISTD010.	4	3%
	ICSD005.	4	3%
	ANTHD003.	4	3%
	ICSD044.	4	3%
	ELITD010.	4	3%
	MUSID001B	4	3%
	ICSD022.	4	3%
	WMSTD009.	4	3%
	JAPND002.	4	3%
	BUSD021.	4	3%
	POLID002.	4	3%
	ICSD029.	4	3%
	ICSD009.	4	3%
	HUMID007.	3	2%
	HISTD003B	3	2%
	ICSD030.	3	2%
	MANDD003.	3	2%
	MANDD002.	3	2%
	KNESD007D	3	2%
	MUSID001D	3	2%
	KNESD05AX	3	2%
	GERMD001.	3	2%
	C DD010H	3	2%
	KNESD22CX	3	2%
	P ED040.	3	2%
	KNESD052.	3	2%
	ICSD021.	3	2%
	SPAND003.	3	2%
	PHILD007.	3	2%
	HUMID005.	3	2%
	F/TV010.	3	2%
	DANCD024A	2	1%
	PHTGD021.	2	1%
	KNESD016A	2	1%
	MATHD044.	2	1%
	COMMD010.	2	1%

CTE Department	2016 to 2018 CTE Student Cohort		
	Popular GE Courses	Enrollment Count	Enrollment/student
<i>Environmental Studies-DA</i>	<i>Student Headcount</i>	<i>159</i>	<i>100%</i>
	HUMID018.	2	1%
	ARTSD002L	2	1%
	ELITD019.	2	1%
	ELITD039.	2	1%
	HNDID001.	2	1%
	HUMID013.	2	1%
	F/TVD002A	2	1%
	HISTD019A	2	1%
	KNESD022B	2	1%
	KNESD19AX	2	1%
	EWRTD030.	2	1%
	KNESD19DX	2	1%
	PERSD003.	2	1%
	HISTD006B	2	1%
	KNESD22BX	2	1%
	DANCD025A	2	1%
	FREND001.	2	1%
	HISTD009.	2	1%
	ARTSD03TC	2	1%
	PSYCD010G	2	1%
	ARTSD001B	2	1%
	ICSD037.	2	1%
	KNESD15CX	2	1%
	ELITD021.	2	1%
	POLID017.	2	1%
	ICSD043.	2	1%
	WMSTD003C	2	1%
	INTLD013.	2	1%
	KORED001.	2	1%
	ELITD046B	2	1%
	F/TVD002C	2	1%
	METD010L	2	1%
	COMMD009.	2	1%
	INTLD008.	2	1%
	ELITD046A	2	1%
	ELITD046C	2	1%
	ICSD033.	2	1%
	P ED040X	2	1%
	PSYCD010H	2	1%
	ICSD017.	2	1%

CTE Department	2016 to 2018 CTE Student Cohort		
	Popular GE Courses	Enrollment Count	Enrollment/student
<i>Environmental Studies-DA</i>	<i>Student Headcount</i>	<i>159</i>	<i>100%</i>
	ICSD011.	2	1%
	PERSD002.	2	1%
	ICSD026.	2	1%
	P ED032H	2	1%
	JAPND004.	2	1%
	INTLD010.	2	1%
	INTLD005.	2	1%
	DANCD023L	2	1%
	KNESD045.	2	1%
	KNESD37BX	1	1%
	KNESD19EX	1	1%
	KNESD019G	1	1%
	ECOND004.	1	1%
	PHILD049.	1	1%
	P ED043X	1	1%
	KNESD019A	1	1%
	KNESD001B	1	1%
	PHILD020A	1	1%
	KORED002.	1	1%
	KORED003.	1	1%
	KNESD025B	1	1%
	KNESD25BX	1	1%
	THEAD001.	1	1%
	P ED043.	1	1%
	PEAD002X	1	1%
	KNESD16AX	1	1%
	KNESD054.	1	1%
	KNESD032A	1	1%
	KNESD50AL	1	1%
	ARTSD002B	1	1%
	P ED48MX	1	1%
	PERSD001.	1	1%
	HNDID003.	1	1%
	HNDID002.	1	1%
	ICSD045.	1	1%
	POLID056.	1	1%
	ANTHD007.	1	1%
	P ED32HX	1	1%
	P ED39MX	1	1%
	JAPND003.	1	1%

CTE Department	2016 to 2018 CTE Student Cohort		
	Popular GE Courses	Enrollment Count	Enrollment/student
<i>Environmental Studies-DA</i>	<i>Student Headcount</i>	<i>159</i>	<i>100%</i>
	KNESD050A	1	1%
	GERMD002.	1	1%
	GERMD003.	1	1%
	HISTD007A	1	1%
	HISTD016B	1	1%
	ANTHD006.	1	1%
	P ED039M	1	1%
	ELITD012.	1	1%
	JAPND005.	1	1%
	P ED048M	1	1%
	ELITD048B	1	1%
	KNESD011A	1	1%
	WMSTD021.	1	1%
	PSYCD003.	1	1%
	ITALD001.	1	1%
	KNESD05BX	1	1%
	INTLD022.	1	1%
	KNESD22DX	1	1%
	KNESD022A	1	1%
	ELITD024.	1	1%
	SOC035.	1	1%
	PSYCD006.	1	1%
	KNESD053.	1	1%
	MASGD050A	1	1%
	KNESD005A	1	1%
	KNESD012G	1	1%
	KNESD022D	1	1%
	KNESD022E	1	1%
	ICSD024.	1	1%
	PHILD024.	1	1%
	KNESD026B	1	1%
	ELITD048A	1	1%
	MATHD046.	1	1%
	EDUCD046.	1	1%
	P ED032M	1	1%
	KNESD019D	1	1%
	EWRTD001C	1	1%
	ELITD048C	1	1%
	KNESD22AX	1	1%
	ICSD010.	1	1%

CTE Department	2016 to 2018 CTE Student Cohort		
	Popular GE Courses	Enrollment Count	Enrollment/student
<i>Environmental Studies-DA</i>	<i>Student Headcount</i>	<i>159</i>	<i>100%</i>
	ICSD036.	1	1%
	KNESD032B	1	1%
	ECOND003.	1	1%
	DANCD022K	1	1%
	FREND004.	1	1%
	FREND003.	1	1%
	FREND002.	1	1%
	RUSSD002.	1	1%
	RUSSD003.	1	1%
	ARTSD002G	1	1%
	ELITD017.	1	1%
	HUMID020.	1	1%
	RUSSD001.	1	1%
<i>Journalism-DA</i>	<i>Student Headcount</i>	<i>131</i>	<i>100%</i>
	JOURD002.	121	92%
	HUMID001.	114	87%
	EWRTD001A	91	69%
	EWRTD002.	89	68%
	MATHD010.	87	66%
	POLID001.	77	59%
	ANTHD002.	62	47%
	EWRTD001B	56	43%
	ASTRD004.	50	38%
	ANTHD001.	41	31%
	PHILD001.	39	30%
	PSYCD001.	37	28%
	HISTD017A	36	27%
	ESCID001.	35	27%
	HISTD017C	30	23%
	HUMAD010.	30	23%
	SOCD001.	28	21%
	ICSD007.	27	21%
	ECOND001.	26	20%
	NUTRD010.	25	19%
	ESCID001L	23	18%
	BIOLD010.	21	16%
	PHTGD007.	20	15%
	SPAND001.	20	15%
	PHILD004.	19	15%
	EWRTD030.	18	14%

CTE Department	2016 to 2018 CTE Student Cohort		
	Popular GE Courses	Enrollment Count	Enrollment/student
<i>Journalism-DA</i>	<i>Student Headcount</i>	<i>131</i>	<i>100%</i>
	ANTHD001L	17	13%
	F/TVD001.	17	13%
	PSYCD008.	16	12%
	GEOD001.	16	12%
	ICSD004.	15	11%
	ECOND002.	14	11%
	COMMD016.	14	11%
	HISTD003A	13	10%
	HISTD017B	13	10%
	E SD001.	13	10%
	HISTD006A	12	9%
	HISTD006B	12	9%
	ARTSD001A	11	8%
	COMMD008.	11	8%
	WMSTD001.	10	8%
	ARTSD002A	10	8%
	HISTD006C	10	8%
	HUMAD050.	10	8%
	ELITD011.	10	8%
	WMSTD008.	10	8%
	FREND001.	10	8%
	GEOLD010.	10	8%
	ARTSD002F	10	8%
	E SD003.	10	8%
	ICSD005.	9	7%
	ICSD033.	9	7%
	ELITD010.	9	7%
	COMMD001.	9	7%
	POLID002.	9	7%
	MUSID001A	9	7%
	THEAD001.	8	6%
	F/TVD002B	8	6%
	HISTD003C	8	6%
	SPAND002.	8	6%
	ASTRD010.	8	6%
	PSYCD014.	8	6%
	LINGD001.	7	5%
	COMMD007.	7	5%
	METD010.	7	5%
	SIGND001.	7	5%

CTE Department	2016 to 2018 CTE Student Cohort		
	Popular GE Courses	Enrollment Count	Enrollment/student
<i>Journalism-DA</i>	<i>Student Headcount</i>	<i>131</i>	<i>100%</i>
	GEOD010.	7	5%
	PHILD002.	7	5%
	F/TVD010.	7	5%
	ELITD021.	7	5%
	HUMID006.	7	5%
	GEOLD020.	7	5%
	PHILD008.	7	5%
	POLID005.	7	5%
	CHEMD001A	6	5%
	E SD002.	6	5%
	SOCD035.	6	5%
	HUMID009.	6	5%
	ELITD046C	6	5%
	BIOLD011.	6	5%
	GEOD004.	6	5%
	JAPND001.	6	5%
	HUMID007.	6	5%
	HUMID016.	6	5%
	PHILD007.	6	5%
	HUMAD020.	5	4%
	COMMD070.	5	4%
	COMMD015.	5	4%
	POLID003.	5	4%
	DANCD023L	5	4%
	ELITD022.	5	4%
	SOCD020.	5	4%
	COMMD010.	5	4%
	KNESD054.	4	3%
	COMMD009.	4	3%
	MATHD017.	4	3%
	ARTSD002C	4	3%
	CHEMD010.	4	3%
	POLID017.	4	3%
	KNESD052.	4	3%
	ARTSD03TC	4	3%
	BIOLD013.	4	3%
	DANCD025A	4	3%
	ESCID019.	4	3%
	BIOLD006A	4	3%
	ASTRD015L	4	3%

CTE Department	2016 to 2018 CTE Student Cohort		
	Popular GE Courses	Enrollment Count	Enrollment/student
<i>Journalism-DA</i>	<i>Student Headcount</i>	<i>131</i>	<i>100%</i>
	ARTSD002G	4	3%
	C DD010G	4	3%
	KNESD029A	4	3%
	ELITD046A	4	3%
	ICSD019.	4	3%
	ELITD048A	4	3%
	ELITD046B	4	3%
	DANCD022K	3	2%
	P ED040X	3	2%
	KNESD19GX	3	2%
	ARTSD002D	3	2%
	KNESD005A	3	2%
	DANCD023A	3	2%
	CHEMD025.	3	2%
	PHYS004A	3	2%
	ITALD001.	3	2%
	DANCD023M	3	2%
	KNESD22AX	3	2%
	P ED041X	3	2%
	MATHD044.	3	2%
	DANCD038A	3	2%
	HUMID015.	3	2%
	ELITD048B	3	2%
	HISTD010.	3	2%
	ICSD011.	3	2%
	HUMID010.	3	2%
	ICSD032.	3	2%
	ICSD035.	3	2%
	ELITD017.	3	2%
	ICSD026.	3	2%
	PHTGD021.	3	2%
	KNESD015C	3	2%
	BUSD056.	3	2%
	ARTSD002B	2	2%
	F/TVD002C	2	2%
	KNESD22DX	2	2%
	P ED040.	2	2%
	HISTD019A	2	2%
	FREND002.	2	2%
	P ED32IX	2	2%

CTE Department	2016 to 2018 CTE Student Cohort		
	Popular GE Courses	Enrollment Count	Enrollment/student
<i>Journalism-DA</i>	<i>Student Headcount</i>	<i>131</i>	<i>100%</i>
	P ED032H	2	2%
	EWRTD001C	2	2%
	KNESD026A	2	2%
	POLID056.	2	2%
	P ED045.	2	2%
	PHILD003.	2	2%
	KORED001.	2	2%
	PSYCD010G	2	2%
	WMSTD025.	2	2%
	BUSD021.	2	2%
	ELITD039.	2	2%
	ICSD020.	2	2%
	WMSTD012.	2	2%
	KNESD015E	2	2%
	P ED032J	2	2%
	PSYCD006.	2	2%
	PSYCD009.	2	2%
	KNESD012D	2	2%
	MANDD006.	2	2%
	P ED045X	2	2%
	CISD002.	2	2%
	KNESD022A	2	2%
	ICSD029.	2	2%
	ESLD005.	2	2%
	DANCD024A	2	2%
	ELITD019.	2	2%
	SPAND004.	2	2%
	WMSTD028.	2	2%
	WMSTD003C	2	2%
	PSYCD012.	2	2%
	P ED041.	2	2%
	ELITD048C	2	2%
	ELITD012.	2	2%
	KNESD022B	2	2%
	P ED032M	2	2%
	ICSD044.	2	2%
	KNESD012H	2	2%
	ICSD017.	2	2%
	KNESD31AX	2	2%
	ANTHD006.	2	2%

CTE Department	2016 to 2018 CTE Student Cohort		
	Popular GE Courses	Enrollment Count	Enrollment/student
<i>Journalism-DA</i>	<i>Student Headcount</i>	<i>131</i>	<i>100%</i>
	ICSD010.	2	2%
	ICSD027.	2	2%
	MATHD046.	2	2%
	ICSD024.	2	2%
	KNESD002A	2	2%
	F/TVD002A	2	2%
	KNESD022D	2	2%
	PEAD001X	1	1%
	ITALD003.	1	1%
	ICSD009.	1	1%
	KNESD029B	1	1%
	KNESD045.	1	1%
	GERMD002.	1	1%
	GERMD001.	1	1%
	ITALD002.	1	1%
	KNESD031B	1	1%
	GERMD003.	1	1%
	KNESD001C	1	1%
	VIETD001.	1	1%
	ICSD022.	1	1%
	KNESD01CX	1	1%
	POLID016.	1	1%
	EWRTD002H	1	1%
	JAPND002.	1	1%
	P ED32HX	1	1%
	KNESD005B	1	1%
	KNESD15EX	1	1%
	ICSD007H	1	1%
	KNESD16AX	1	1%
	ECOND003.	1	1%
	ECOND005.	1	1%
	ICSD016B	1	1%
	ICSD018B	1	1%
	METD010L	1	1%
	KNESD022E	1	1%
	P ED032F	1	1%
	MANDD005.	1	1%
	P ED47MX	1	1%
	P ED032I	1	1%
	P ED032P	1	1%

CTE Department	2016 to 2018 CTE Student Cohort		
	Popular GE Courses	Enrollment Count	Enrollment/student
<i>Journalism-DA</i>	<i>Student Headcount</i>	<i>131</i>	<i>100%</i>
	P ED32JX	1	1%
	PEAD002X	1	1%
	P ED046.	1	1%
	P ED032N	1	1%
	HISTD003B	1	1%
	MANDD004.	1	1%
	P ED047M	1	1%
	KNESD012E	1	1%
	MUSID001B	1	1%
	MANDD001.	1	1%
	KNESD39DX	1	1%
	FREND003.	1	1%
	ICSD046.	1	1%
	KNESD05AX	1	1%
	PHYS002A	1	1%
	ICSD017H	1	1%
	ECOND001H	1	1%
	HISTD018B	1	1%
	KNESD019E	1	1%
	KORED002.	1	1%
	MUSID001D	1	1%
	KNESD037E	1	1%
	INTLD005.	1	1%
	KNESD31BX	1	1%
	JAPND004.	1	1%
	ANTHD007.	1	1%
	DANCD024B	1	1%
	POLID015.	1	1%
	INTLD010.	1	1%
	DANCD037A	1	1%
	ICSD043.	1	1%
	KNESD50AL	1	1%
	C DD064.	1	1%
	KNESD019G	1	1%
	ARTSD002H	1	1%
	ICSD030.	1	1%
	ARTSD001B	1	1%
	PEAD005X	1	1%
	HISTD016B	1	1%
	HLTHD021.	1	1%

CTE Department	2016 to 2018 CTE Student Cohort		
	Popular GE Courses	Enrollment Count	Enrollment/student
<i>Journalism-DA</i>	<i>Student Headcount</i>	<i>131</i>	<i>100%</i>
	KNESD19DX	1	1%
	SPAND005.	1	1%
	C DD010H	1	1%
	DANCD022.	1	1%
	WMSTD031.	1	1%
	ICSD036.	1	1%
	KNESD19AX	1	1%
	PHILD020A	1	1%
	SIGND002.	1	1%
	KNESD050A	1	1%
	WMSTD024.	1	1%
	F/TVD075G	1	1%
<i>Nutrition-DA</i>	<i>Student Headcount</i>	<i>114</i>	<i>100%</i>
	NUTRD010.	115	101%
	HUMID001.	98	86%
	EWRTD001A	80	70%
	PSYCD001.	69	61%
	MATHD010.	52	46%
	EWRTD002.	51	45%
	ANTHD002.	42	37%
	PSYCD014.	38	33%
	POLID001.	36	32%
	SOCD001.	35	31%
	BIOLD010.	28	25%
	HUMAD010.	26	23%
	EWRTD001B	25	22%
	ASTRD004.	24	21%
	BIOLD011.	22	19%
	SPAND001.	20	18%
	CHEMD025.	18	16%
	HLTHD021.	17	15%
	ANTHD001.	17	15%
	HISTD017A	16	14%
	ESCID001.	14	12%
	PHILD004.	14	12%
	CHEMD001A	14	12%
	ICSD004.	13	11%
	E SD001.	13	11%
	ECOND001.	13	11%

CTE Department	2016 to 2018 CTE Student Cohort		
	Popular GE Courses	Enrollment Count	Enrollment/student
<i>Nutrition-DA</i>	<i>Student Headcount</i>	<i>114</i>	<i>100%</i>
	KNESD052.	12	11%
	HISTD017C	12	11%
	KNESD045.	12	11%
	ECOND002.	12	11%
	ARTSD001A	12	11%
	PHILD001.	11	10%
	ICSD007.	11	10%
	JOURD002.	10	9%
	PSYCD008.	10	9%
	HISTD003A	10	9%
	MUSID001A	9	8%
	GEOD001.	9	8%
	ICSD005.	9	8%
	PHTGD007.	9	8%
	DANCD023L	9	8%
	SIGND001.	8	7%
	HUMAD050.	8	7%
	PSYCD009.	8	7%
	PHILD008.	8	7%
	PSYCD012.	8	7%
	SPAND002.	8	7%
	ARTSD002F	8	7%
	HISTD006B	8	7%
	HISTD003B	7	6%
	COMMD010.	7	6%
	DANCD038A	7	6%
	CHEMD010.	6	5%
	KNESD005A	6	5%
	BIOLD006A	6	5%
	E SD002.	6	5%
	HISTD017B	6	5%
	HISTD006C	6	5%
	PHILD003.	6	5%
	PSYCD010G	5	4%
	C DD010G	5	4%
	ESCID001L	5	4%
	FREND001.	5	4%
	ICSD011.	5	4%
	WMSTD008.	5	4%
	ICSD033.	5	4%

CTE Department	2016 to 2018 CTE Student Cohort		
	Popular GE Courses	Enrollment Count	Enrollment/student
<i>Nutrition-DA</i>	<i>Student Headcount</i>	<i>114</i>	<i>100%</i>
	SOCD035.	5	4%
	KNESD022A	5	4%
	KNESD054.	5	4%
	GEOLD020.	5	4%
	KNESD053.	5	4%
	HISTD003C	4	4%
	PSYCD051.	4	4%
	ELITD011.	4	4%
	HUMID006.	4	4%
	KNESD011A	4	4%
	SPAND003.	4	4%
	KNESD19GX	4	4%
	SOCD020.	4	4%
	ARTSD002A	4	4%
	KNESD025A	4	4%
	WMSTD009.	4	4%
	KNESD15EX	4	4%
	KNESD032A	4	4%
	KNESD50AL	4	4%
	PHYSD010.	4	4%
	DANCD025A	4	4%
	JAPND001.	4	4%
	ELITD010.	3	3%
	PHILD002.	3	3%
	ICSD044.	3	3%
	HUMID007.	3	3%
	MASGD050A	3	3%
	THEAD001.	3	3%
	KNESD050A	3	3%
	KNESD22CX	3	3%
	F/TVD001.	3	3%
	ICSD030.	3	3%
	HUMAD020.	3	3%
	P ED032M	3	3%
	HUMID009.	3	3%
	ICSD020.	3	3%
	KNESD19DX	3	3%
	GEOD010.	3	3%
	KNESD019G	3	3%
	KNESD22AX	3	3%

CTE Department	2016 to 2018 CTE Student Cohort		
	Popular GE Courses	Enrollment Count	Enrollment/student
<i>Nutrition-DA</i>	<i>Student Headcount</i>	<i>114</i>	<i>100%</i>
	ARTSD002C	3	3%
	BUSD021.	3	3%
	ELITD022.	3	3%
	COMMD001.	3	3%
	ANTHD007.	3	3%
	KNESD15AX	3	3%
	ICSD009.	3	3%
	KNESD022C	2	2%
	COMMD016.	2	2%
	KNESD019E	2	2%
	ELITD046C	2	2%
	HUMID013.	2	2%
	INTLD011.	2	2%
	KNESD001B	2	2%
	GEOLD010.	2	2%
	METD010.	2	2%
	BUSD056.	2	2%
	ICSD027.	2	2%
	KORED001.	2	2%
	PHILD007.	2	2%
	C DD010H	2	2%
	KORED002.	2	2%
	ICSD022.	2	2%
	ARTSD03TC	2	2%
	C DD012.	2	2%
	DANCD025B	2	2%
	WMSTD001.	2	2%
	BIOLD006C	2	2%
	KNESD022D	2	2%
	KNESD022B	2	2%
	WMSTD012.	2	2%
	MUSID001C	2	2%
	PHILD049.	2	2%
	F/TVD002A	2	2%
	P ED032L	2	2%
	GEOD004.	2	2%
	P ED041X	2	2%
	HUMID016.	2	2%
	KNESD012D	2	2%
	INTLD010.	2	2%

CTE Department	2016 to 2018 CTE Student Cohort		
	Popular GE Courses	Enrollment Count	Enrollment/student
<i>Nutrition-DA</i>	<i>Student Headcount</i>	<i>114</i>	<i>100%</i>
	KNESD031A	2	2%
	DANCD037A	2	2%
	KNESD19EX	2	2%
	ARTSD002D	2	2%
	KNESD15CX	2	2%
	HISTD009.	2	2%
	HISTD006A	2	2%
	E SD003.	2	2%
	EWRTD030.	2	2%
	ESCID019.	2	2%
	ARTSD002B	2	2%
	KNESD016A	2	2%
	PHTGD021.	2	2%
	P ED039M	2	2%
	WMSTD028.	2	2%
	POLID017.	2	2%
	MANDD001.	2	2%
	KNESD39AX	2	2%
	KNESD036A	2	2%
	PSYCD006.	2	2%
	KNESD11AX	2	2%
	KNESD001A	2	2%
	DANCD023A	2	2%
	SPAND004.	1	1%
	DANCD023M	1	1%
	KNESD25AX	1	1%
	COMMMD009.	1	1%
	KNESD025B	1	1%
	KNESD19AX	1	1%
	KNESD05AX	1	1%
	KNESD026B	1	1%
	C DD064.	1	1%
	CISD002.	1	1%
	FREND002.	1	1%
	HISTD018A	1	1%
	JAPND003.	1	1%
	P ED032T	1	1%
	DANCD022K	1	1%
	ICSD043.	1	1%
	ARTSD002L	1	1%

CTE Department	2016 to 2018 CTE Student Cohort		
	Popular GE Courses	Enrollment Count	Enrollment/student
<i>Nutrition-DA</i>	<i>Student Headcount</i>	<i>114</i>	<i>100%</i>
	WMSTD027.	1	1%
	BIOLD013.	1	1%
	SOCDO28.	1	1%
	MANDD002.	1	1%
	INTLD033.	1	1%
	P ED032W	1	1%
	KNESD031B	1	1%
	KNESD031C	1	1%
	P ED043.	1	1%
	P ED046X	1	1%
	JAPND002.	1	1%
	P ED043X	1	1%
	P ED046.	1	1%
	KNESD039A	1	1%
	GERMD002.	1	1%
	MANDD003.	1	1%
	KNESD019A	1	1%
	KNESD012E	1	1%
	P ED42WX	1	1%
	P ED042W	1	1%
	P ED32LX	1	1%
	GERMD001.	1	1%
	ICSD010.	1	1%
	P ED047W	1	1%
	P ED47WX	1	1%
	KNESD015E	1	1%
	ICSD016A	1	1%
	KNESD37CX	1	1%
	HISTD016B	1	1%
	P ED045X	1	1%
	ICSD026.	1	1%
	KNESD012G	1	1%
	KNESD25BX	1	1%
	KNESD005C	1	1%
	ICSD035.	1	1%
	HUMID015.	1	1%
	MUSID001B	1	1%
	P ED045.	1	1%
	ELITD017.	1	1%
	HISTD010.	1	1%

CTE Department	2016 to 2018 CTE Student Cohort		
	Popular GE Courses	Enrollment Count	Enrollment/student
<i>Nutrition-DA</i>	<i>Student Headcount</i>	<i>114</i>	<i>100%</i>
	P ED32JX	1	1%
	ELITD048C	1	1%
	KNESD002A	1	1%
	ESLD005.	1	1%
	ANTHD001L	1	1%
	MATHD046.	1	1%
	ARTSD002J	1	1%
	MATHD017.	1	1%
	POLID002.	1	1%
	ANTHD003.	1	1%
	FREND004.	1	1%
	HISTD016A	1	1%
	ICSD038A	1	1%
	KNESD007D	1	1%
	KORED003.	1	1%
	ANTHD006.	1	1%
	C DD061.	1	1%
	P ED39MX	1	1%
	PEAD002X	1	1%
	P ED032J	1	1%
	KNESD36AX	1	1%
	P ED32MX	1	1%
	KNESD37AX	1	1%
	P ED041.	1	1%
	P ED038W	1	1%
	P ED38WX	1	1%
	SIGND002.	1	1%
	PHYS002A	1	1%
	KNESD16AX	1	1%
	ICSD045.	1	1%
	KNESD037E	1	1%
	POLID005.	1	1%
	P ED032B	1	1%
	VIETD002.	1	1%
	HISTD019B	1	1%

CTE Department	2016 to 2018 CTE Student Cohort		
	Popular GE Courses	Enrollment Count	Enrollment/student
<i>Photography-DA</i>	<i>Student Headcount</i>	<i>81</i>	<i>100%</i>
	HUMID001.	42	52%
	EWRTD001A	32	40%
	POLID001.	29	36%
	ASTRD004.	25	31%
	EWRTD002.	23	28%
	MATHD010.	23	28%
	HUMAD010.	22	27%
	PHTGD007.	20	25%
	ANTHD002.	20	25%
	PHTGD021.	20	25%
	ARTSD002A	18	22%
	PSYCD001.	15	19%
	HISTD017C	13	16%
	ARTSD002B	12	15%
	EWRTD001B	12	15%
	BIOLD010.	12	15%
	JOURD002.	12	15%
	GEOD001.	11	14%
	ARTSD001A	11	14%
	ESCID001.	11	14%
	ANTHD001.	11	14%
	NUTRD010.	10	12%
	SPAND001.	10	12%
	ARTSD002C	8	10%
	F/TVD002A	8	10%
	ICSD007.	8	10%
	HISTD017A	8	10%
	F/TVD002B	8	10%
	ESCID001L	8	10%
	ICSD005.	7	9%
	ESLD005.	7	9%
	ARTSD002F	7	9%
	SOC001.	7	9%
	PHILD004.	7	9%

CTE Department	2016 to 2018 CTE Student Cohort		
	Popular GE Courses	Enrollment Count	Enrollment/student
<i>Photography-DA</i>	<i>Student Headcount</i>	<i>81</i>	<i>100%</i>
	F/TVD001.	7	9%
	ICSD004.	6	7%
	ARTSD03TC	6	7%
	E SD002.	6	7%
	PHILD001.	6	7%
	ECOND001.	6	7%
	ESCID019.	6	7%
	F/TVD002C	6	7%
	BIOLD013.	6	7%
	FREND001.	5	6%
	ANTHD003.	5	6%
	HISTD017B	5	6%
	BIOLD011.	5	6%
	GEOLD010.	5	6%
	HUMID009.	5	6%
	E SD001.	5	6%
	ARTSD002G	5	6%
	JAPND001.	4	5%
	ELITD010.	4	5%
	DANCD022K	4	5%
	ANTHD001L	4	5%
	F/TVD010.	4	5%
	HUMAD050.	4	5%
	PHILD003.	4	5%
	PSYCD008.	4	5%
	ECOND002.	3	4%
	HUMID006.	3	4%
	KNESD052.	3	4%
	ESLD006.	3	4%
	METD010.	3	4%
	ELITD011.	3	4%
	GEOD010.	3	4%
	KNESD005A	3	4%
	HLTHD021.	3	4%
	CISD002.	3	4%
	INTLD010.	3	4%
	CHEMD001A	3	4%
	HUMAD020.	3	4%
	MANDD001.	3	4%
	HISTD003A	3	4%

CTE Department	2016 to 2018 CTE Student Cohort		
	Popular GE Courses	Enrollment Count	Enrollment/student
<i>Photography-DA</i>	<i>Student Headcount</i>	<i>81</i>	<i>100%</i>
	MUSID001B	3	4%
	MATHD046.	3	4%
	HISTD003B	3	4%
	HISTD006B	2	2%
	KNESD25AX	2	2%
	C DD010G	2	2%
	WMSTD012.	2	2%
	ADMJD029.	2	2%
	PSYCD014.	2	2%
	SOCD020.	2	2%
	MUSID001A	2	2%
	ICSD022.	2	2%
	GEOLD020.	2	2%
	BUSD056.	2	2%
	KNESD022B	2	2%
	E SD003.	2	2%
	THEAD001.	2	2%
	SIGND001.	2	2%
	KNESD11AX	2	2%
	ANTHD007.	2	2%
	KNESD022A	2	2%
	KNESD15EX	2	2%
	ARTSD002D	2	2%
	COMMD001.	2	2%
	GERMD001.	2	2%
	SOCD035.	2	2%
	POLID002.	2	2%
	PSYCD009.	2	2%
	POLID005.	2	2%
	KNESD37AX	2	2%
	ICSD016B	1	1%
	P ED032S	1	1%
	POLID003.	1	1%
	KNESD19DX	1	1%
	ICSD044.	1	1%
	PHYSD010.	1	1%
	KNESD22AX	1	1%
	COMMD008.	1	1%
	WMSTD008.	1	1%
	ICSD009.	1	1%

CTE Department	2016 to 2018 CTE Student Cohort		
	Popular GE Courses	Enrollment Count	Enrollment/student
<i>Photography-DA</i>	<i>Student Headcount</i>	<i>81</i>	<i>100%</i>
	WMSTD027.	1	1%
	P ED38WX	1	1%
	F/TVD075G	1	1%
	SOCD028.	1	1%
	P ED032B	1	1%
	P ED038W	1	1%
	KNESD019D	1	1%
	KNESD054.	1	1%
	EWRTD030.	1	1%
	P ED032F	1	1%
	BUSD021.	1	1%
	ICSD030.	1	1%
	LINGD001.	1	1%
	KNESD045.	1	1%
	INTLD005.	1	1%
	MASGD050A	1	1%
	KNESD039A	1	1%
	KNESD038A	1	1%
	PEAD002X	1	1%
	MATHD044.	1	1%
	ELITD046C	1	1%
	GERMD002.	1	1%
	ELITD048B	1	1%
	ELITD048C	1	1%
	GERMD003.	1	1%
	ASTRD010.	1	1%
	PHILD002.	1	1%
	KORED001.	1	1%
	ELITD048A	1	1%
	ICSD024.	1	1%
	CHEMD010.	1	1%
	PSYCD010H	1	1%
	DANCD024A	1	1%
	KNESD019A	1	1%
	KNESD15CX	1	1%
	COMMD009.	1	1%
	ICSD025.	1	1%
	DANCD025B	1	1%
	DANCD025A	1	1%
	ANTHD004.	1	1%

CTE Department	2016 to 2018 CTE Student Cohort		
	Popular GE Courses	Enrollment Count	Enrollment/student
<i>Photography-DA</i>	<i>Student Headcount</i>	<i>81</i>	<i>100%</i>
	KNESD22BX	1	1%
	MANDD004.	1	1%
	KNESD19EX	1	1%
	SIGND002.	1	1%
	C DD061.	1	1%
	C DD012.	1	1%
	HISTD019B	1	1%
	KNESD36AX	1	1%
	PHILD008.	1	1%
	WMSTD028.	1	1%
	ICSD021.	1	1%
	ELITD019.	1	1%
	FREND002.	1	1%
	JAPND002.	1	1%
	PHILD030.	1	1%
	P ED046.	1	1%
	P ED032N	1	1%
	P ED043X	1	1%
	P ED043.	1	1%
	ICSD033.	1	1%
	SPAND002.	1	1%
	DANCD022L	1	1%
	ICSD011.	1	1%
	ICSD032.	1	1%
	HISTD003C	1	1%
	KNESD50AL	1	1%
	ELITD022.	1	1%
	DANCD023L	1	1%
	BIOLD006A	1	1%
	INTLD011.	1	1%
	ICSD010.	1	1%
	MUSID001D	1	1%
	PHYS004A	1	1%
<i>Massage Therapy-DA</i>	<i>Student Headcount</i>	<i>62</i>	<i>100%</i>
	MASGD050A	42	68%
	KNESD052.	38	61%
	KNESD025A	20	32%
	KNESD25AX	17	27%
	HUMID001.	16	26%
	NUTRD010.	12	19%

CTE Department	2016 to 2018 CTE Student Cohort		
	Popular GE Courses	Enrollment Count	Enrollment/student
<i>Massage Therapy-DA</i>	<i>Student Headcount</i>	<i>62</i>	<i>100%</i>
	HUMAD010.	10	16%
	EWRTD002.	8	13%
	EWRTD001A	8	13%
	PSYCD001.	8	13%
	KNESD50AL	7	11%
	KNESD050A	7	11%
	MATHD010.	6	10%
	ANTHD002.	6	10%
	KNESD022A	5	8%
	SIGND001.	4	6%
	ICSD007.	4	6%
	BIOLD011.	4	6%
	DANCD023L	4	6%
	POLID001.	4	6%
	PSYCD008.	4	6%
	ANTHD001.	4	6%
	PHILD001.	4	6%
	E SD002.	3	5%
	PHTGD007.	3	5%
	PHILD004.	3	5%
	KNESD012H	3	5%
	BIOLD006A	3	5%
	DANCD024A	3	5%
	MUSID001A	3	5%
	COMMD010.	2	3%
	KNESD15EX	2	3%
	KNESD054.	2	3%
	ECOND001.	2	3%
	P ED039M	2	3%
	DANCD025A	2	3%
	ASTRD004.	2	3%
	P ED032M	2	3%
	P ED032K	2	3%
	KNESD19AX	2	3%
	DANCD023A	2	3%
	BIOLD010.	2	3%
	KNESD001B	2	3%
	HUMID016.	2	3%
	ARTSD002A	2	3%
	SPAND001.	2	3%

CTE Department	2016 to 2018 CTE Student Cohort		
	Popular GE Courses	Enrollment Count	Enrollment/student
<i>Massage Therapy-DA</i>	<i>Student Headcount</i>	<i>62</i>	<i>100%</i>
	KNESD019E	2	3%
	ICSD005.	2	3%
	COMMD001.	2	3%
	MUSID001B	2	3%
	HUMAD050.	2	3%
	CHEMD010.	2	3%
	ITALD001.	2	3%
	PSYCD006.	2	3%
	PHYSD010.	2	3%
	PHILD003.	2	3%
	EWRTD001B	2	3%
	GEOD004.	2	3%
	KNESD045.	2	3%
	SOCD001.	2	3%
	F/TVD002A	2	3%
	ICSD044.	1	2%
	ARTSD001A	1	2%
	SPAND003.	1	2%
	HLTHD021.	1	2%
	GEOD010.	1	2%
	P ED44WX	1	2%
	KNESD16AX	1	2%
	KNESD001C	1	2%
	KNESD022D	1	2%
	COMMD008.	1	2%
	ARTSD002F	1	2%
	DANCD037A	1	2%
	KNESD019D	1	2%
	KNESD19EX	1	2%
	SIGND002.	1	2%
	P ED39MX	1	2%
	HISTD003C	1	2%
	GEOLD010.	1	2%
	GERMD001.	1	2%
	E SD001.	1	2%
	P ED32MX	1	2%
	HISTD017A	1	2%
	DANCD022K	1	2%
	DANCD023M	1	2%
	KNESD07DX	1	2%

CTE Department	2016 to 2018 CTE Student Cohort		
	Popular GE Courses	Enrollment Count	Enrollment/student
<i>Massage Therapy-DA</i>	<i>Student Headcount</i>	<i>62</i>	<i>100%</i>
	DANCD025B	1	2%
	KNESD031A	1	2%
	HISTD017C	1	2%
	KNESD019G	1	2%
	ASTRD010.	1	2%
	ICSD026.	1	2%
	KNESD032A	1	2%
	KNESD19GX	1	2%
	ICSD004.	1	2%
	MANDD001.	1	2%
	KNESD005A	1	2%
	KNESD015E	1	2%
	P ED32JX	1	2%
	KNESD025B	1	2%
	C DD010G	1	2%
	KNESD22AX	1	2%
	JAPND002.	1	2%
	JAPND003.	1	2%
	KNESD05AX	1	2%
	DANCD038A	1	2%
	PHYS002A	1	2%
	JAPND001.	1	2%
	JOURD002.	1	2%
	CHEMD001A	1	2%
	HUMID020.	1	2%
	ITALD003.	1	2%
	ELITD048A	1	2%
	KNESD001A	1	2%
	ANTHD007.	1	2%
	SOC020.	1	2%
	ICSD033.	1	2%
	ITALD002.	1	2%
	GEOD001.	1	2%
	EWRTD030.	1	2%
	PHILD002.	1	2%
	COMMD070.	1	2%
	ELITD039.	1	2%
	P ED043.	1	2%
	FREND001.	1	2%
	JAPND004.	1	2%