

DeAnza College



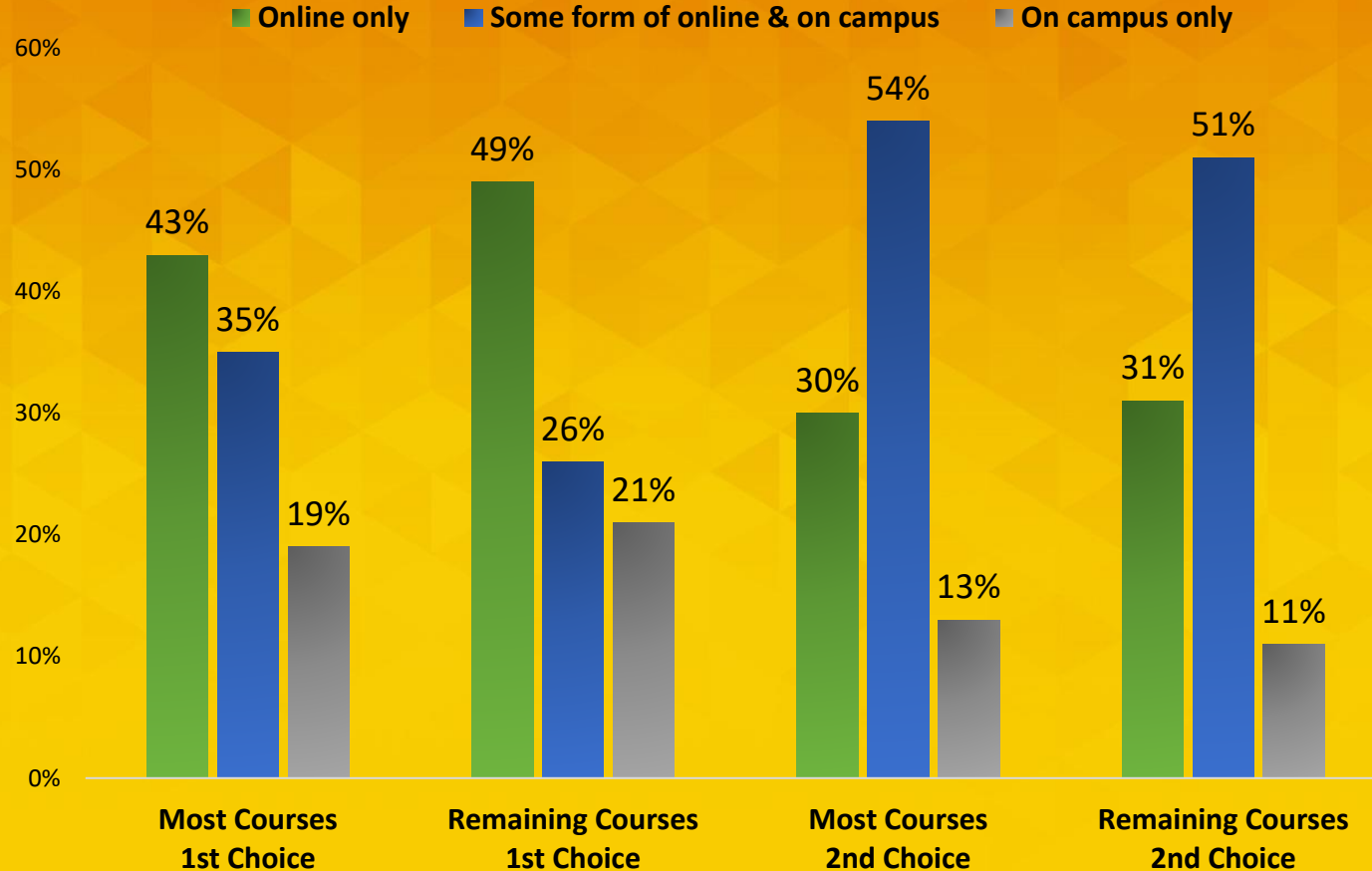
Student Return-to-Campus Survey for Winter/Spring 2024
November 17, 2023

Survey Administration

- Sent to 14,895 students enrolled in fall 2023 with a valid email address
- Administered November 1 – November 15, via initial and reminder emails, personalized by students' first names
- Approximately 3-minute survey; branched by response
1,902 responses for a 13% response rate



Instructional Modality Preference

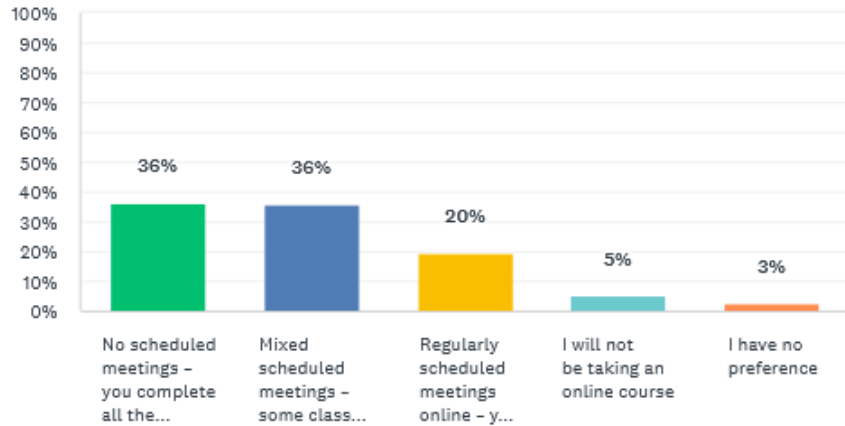


Respondents' first choice is online classes only, followed by some form of online & on campus classes*

Respondents second choice is some form of online & on campus classes*, followed by online classes only

*Includes response choices Hybrid (class held partly online and partly on campus) and Combination of online, on campus and/or hybrid

If you were to take an online class only, which format do you prefer?



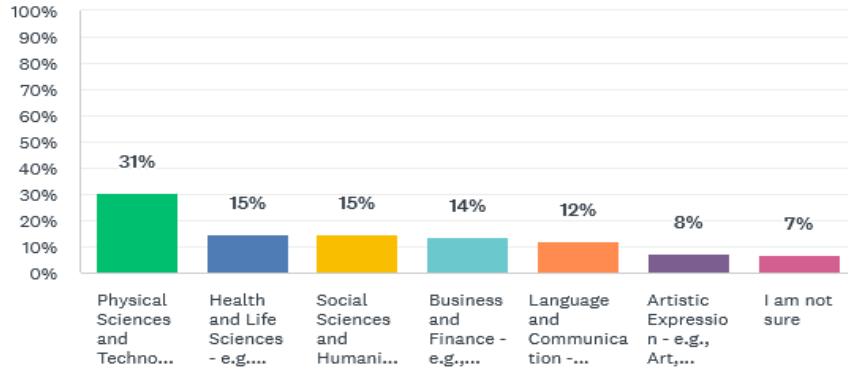
ANSWER CHOICES	RESPONSES
▼ No scheduled meetings - you complete all the coursework at your own pace, within the assigned dates	36% 667
▼ Mixed scheduled meetings - some classes are held in real time on Zoom, but attendance is voluntary, and coursework can be completed at your own pace. (Instructors may record meetings for you to view on your own time.)	36% 666
▼ Regularly scheduled meetings online - you are required to attend classes on Zoom in real time	20% 305
▼ I will not be taking an online course	5% 83
▼ I have no preference	3% 45
TOTAL	1,556

- **36% - No scheduled meetings – you complete all the coursework at your own pace, within the assigned dates**
- **36% - Mixed schedules meetings - some classes held in real time on Zoom, but attendance is voluntary, and coursework can be completed at your own pace**
- **20% - Regularly Scheduled Meetings Online – you are required to attend classes on Zoom in real time**

Select only one. Answers are from respondents who indicated they would be returning or might be returning.



As you think about which courses you're likely to take this winter or spring, select from the list below the Village that has the subjects in which MOST of your courses are likely to be.



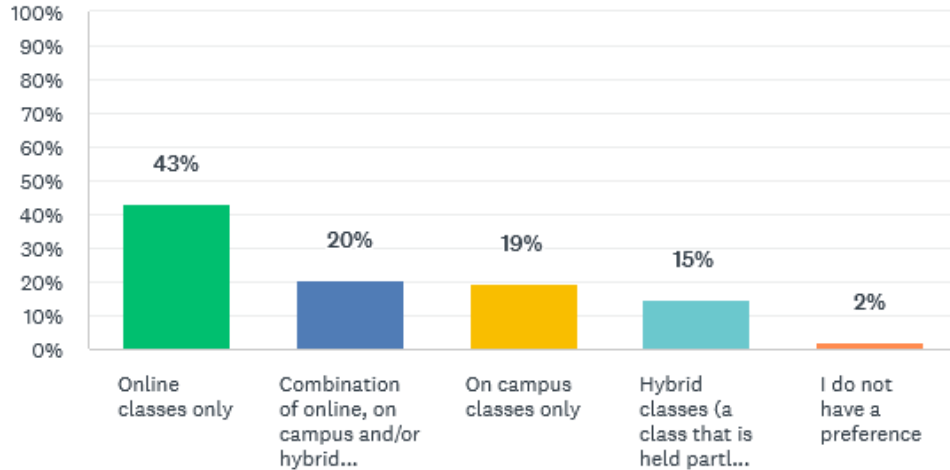
ANSWER CHOICES	RESPONSES	
Physical Sciences and Technology - e.g., Astronomy, Chemistry, Computer Science, Mathematics, Physics, Geology, Engineering, Meteorology, Automotive Technology, Design and Manufacturing	31%	519
Health and Life Sciences - e.g., Biology, Environmental Science, Environmental Studies, Kinesiology, Health, Nutrition, Human Development	15%	253
Social Sciences and Humanities - e.g., Administration of Justice, Child Development, History, Economics, Ethnic Studies, Philosophy, Women's Studies, Political Science, Social Justice Studies, Humanities	15%	249
Business and Finance - e.g., Accounting, Business Administration, Management, Marketing, Real Estate	14%	230
Language and Communication - e.g., Communication Studies, English, Journalism, English as a Second Language, World Languages (French, Spanish, Mandarin, etc.), Public Relations	12%	202
Artistic Expression - e.g., Art, Dance, Music, Theater, Graphic Design, Film and Television, Photographic Arts, Photography	8%	129
I am not sure	7%	118
TOTAL		1,700

Respondents were distributed across villages but most heavily represented the physical sciences and technology village

- **31% Physical Sciences and Technology**
- **15% Health and Life Sciences**
- **15% Social Sciences and Humanities**
- **14% Business and Finance**
- **12% Language and Communication**
- **8% Artistic Expression**
- **7% I am not sure**

Select only one. Answers are from respondents who indicated they would be returning or might be returning.

If you only had one option for the courses in the Village you indicated, how would you most prefer to take these classes?

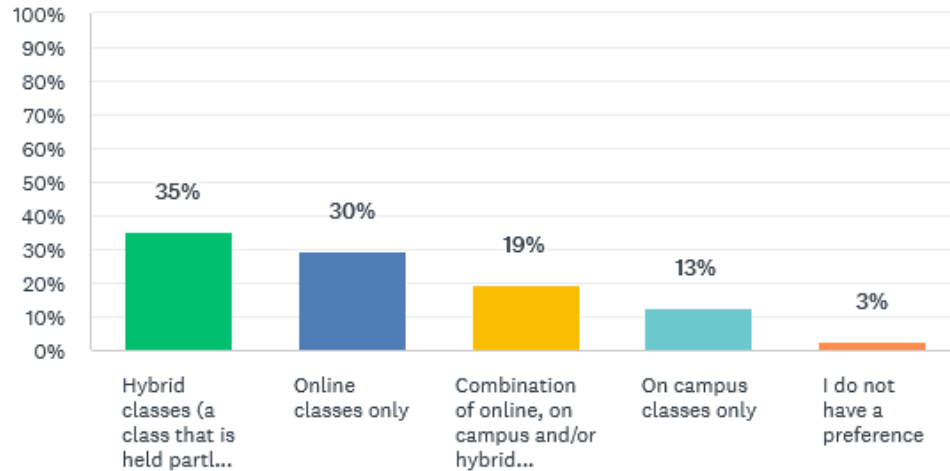


ANSWER CHOICES	RESPONSES	
▼ Online classes only	43%	734
▼ Combination of online, on campus and/or hybrid classes	20%	347
▼ On campus classes only	19%	330
▼ Hybrid classes (a class that is held partly online and partly on campus)	15%	249
▼ I do not have a preference	2%	34
TOTAL		1,694

- **43% indicated they prefer online classes only**
- **35% indicated some form of online and on campus classes**
- **19% want on campus classes only**

Select only one. Answers are from respondents who indicated they would be returning or might be returning.

If you had a second choice for the way you would take these classes, what would it be?



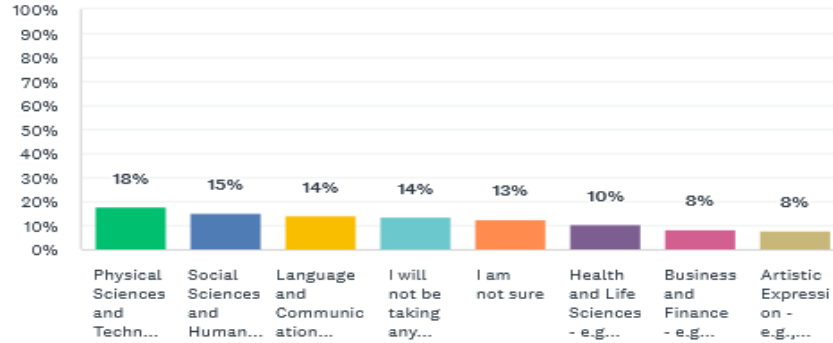
ANSWER CHOICES	RESPONSES	
Hybrid classes (a class that is held partly online and partly on campus)	35%	596
Online classes only	30%	502
Combination of online, on campus and/or hybrid classes	19%	330
On campus classes only	13%	218
I do not have a preference	3%	48
TOTAL		1,694

- **54% indicated some form of online and on campus classes**
- **30% indicated they prefer online classes only**
- **13% want on campus classes only**

Select only one. Answers are from respondents who indicated they would be returning or might be returning.



Now we want to ask about the remaining classes you're likely to take this winter or spring. Select from the Village that has the subjects in which these remaining classes are likely to be.



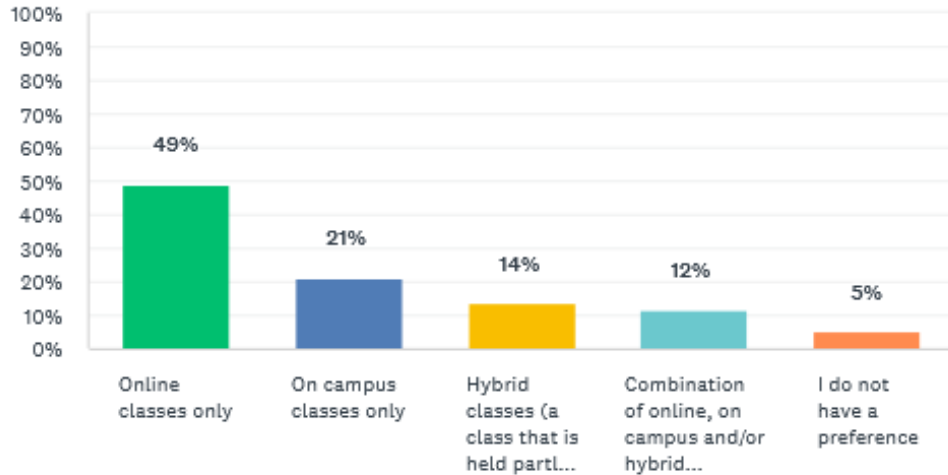
ANSWER CHOICES	RESPONSES
Physical Sciences and Technology - e.g., Astronomy, Chemistry, Computer Science, Mathematics, Physics, Geology, Engineering, Meteorology, Automotive Technology, Design and Manufacturing	18% 290
Social Sciences and Humanities - e.g., Administration of Justice, Child Development, History, Economics, Ethnic Studies, Philosophy, Women's Studies, Political Science, Social Justice Studies, Humanities	15% 245
Language and Communication - e.g., Communication Studies, English, Journalism, English as a Second Language, World Languages (French, Spanish, Mandarin), Public Relations	14% 227
I will not be taking any classes outside the Village identified earlier	14% 222
I am not sure	13% 204
Health and Life Sciences - e.g., Biology, Environmental Science, Environmental Studies, Kinesiology, Health, Nutrition, Human Development	10% 169
Business and Finance - e.g., Accounting, Business Administration, Management, Marketing, Real Estate	8% 136
Artistic Expression - e.g., Art, Dance, Music, Theater, Graphic Design, Film and Television, Photographic Arts, Photography	8% 129
TOTAL	1,622

Respondents largely indicated they would be taking their remaining courses in the Physical Sciences and Technology Village (18%) followed by

- 15% Social Sciences and Humanities
- 14% Health and Life Sciences
- 14% Language and Communication
- 14% will not be taking any classes outside the Village identified earlier

Select only one. Answers are from respondents who indicated they would be returning or might be returning.

If you had only one option for the courses in this second Village you indicated, how would you most prefer to take these classes?

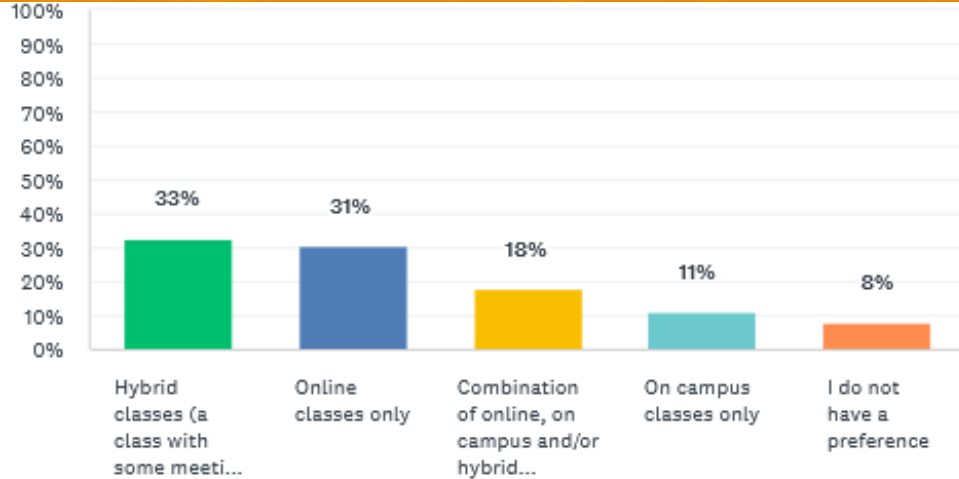


ANSWER CHOICES	RESPONSES	
Online classes only	49%	750
On campus classes only	21%	320
Hybrid classes (a class that is held partly online and partly on campus)	14%	210
Combination of online, on campus and/or hybrid classes	12%	179
I do not have a preference	5%	79
TOTAL		1,538

- **49%** indicated they prefer online classes only
- **26%** indicated some form of online and on campus classes
- **21%** want on campus classes only

Select only one. Answers are from respondents who indicated they would be returning or might be returning.

If you had a second choice for the way you would like to take these classes, what would it be?

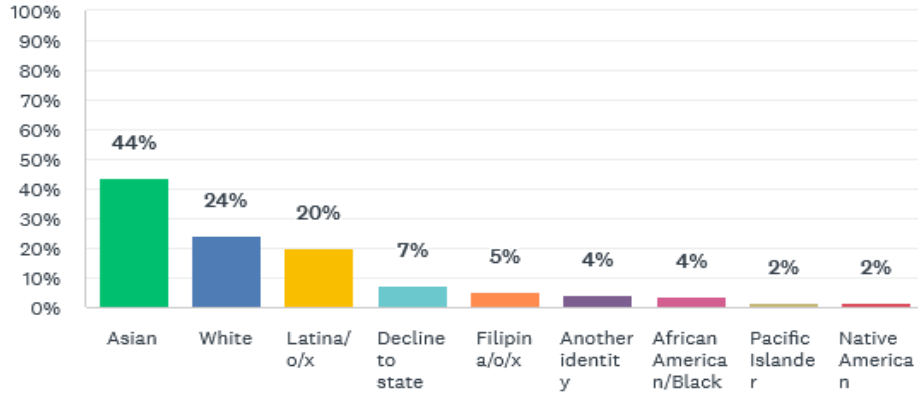


ANSWER CHOICES	RESPONSES	
Hybrid classes (a class with some meetings online and some on campus)	33%	496
Online classes only	31%	465
Combination of online, on campus and/or hybrid classes	18%	271
On campus classes only	11%	171
I do not have a preference	8%	118
TOTAL		1,521

- 51% indicated they prefer some form of online and on campus classes
- 31% indicated online classes only
- 11% want on campus classes only

Select only one. Answers are from respondents who indicated they would be returning or might be returning.

With which ethnicity do you most identify?



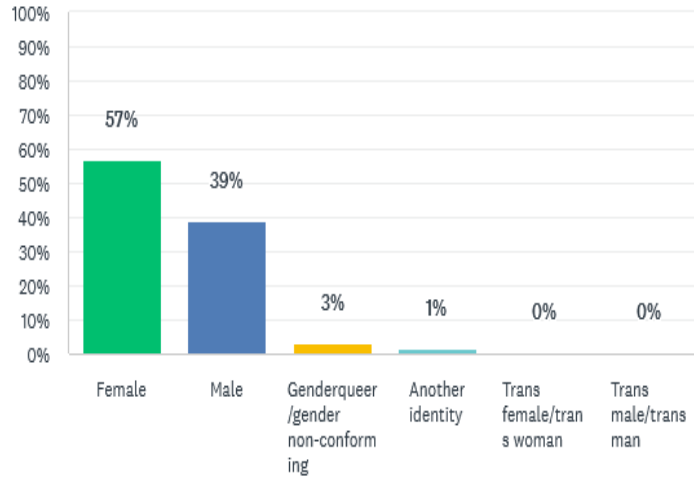
Survey respondents overall align to overall college population by ethnicity (with a slightly lower rate of Latinx respondents and a higher rate of white respondents than the total population)

- 44% Asian
- 20% Latinx
- 24% White
- 5% Filipinx
- 4% African American/Black
- 2% Native American
- 2% Pacific Islander

ANSWER CHOICES	RESPONSES	
Asian	44%	674
White	24%	375
Latina/o/x	20%	312
Decline to state	7%	112
Filipina/o/x	5%	80
Another identity	4%	64
African American/Black	4%	57
Pacific Islander	2%	27
Native American	2%	24
Total Respondents: 1,547		

Includes all respondents.

What is your current gender identity?



Survey respondents comprise a higher rate of female respondents than the overall student population

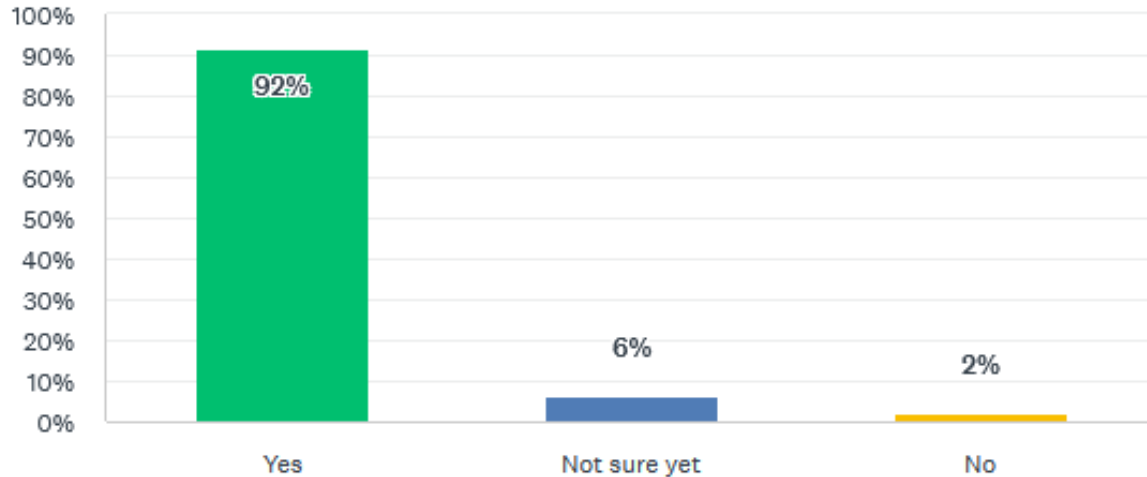
- **57% Female**
- **39% Male**
- **3% Genderqueer/gender non-conforming**
- **1% Another identity**

ANSWER CHOICES	RESPONSES
Female	57% 874
Male	39% 595
Genderqueer/gender non-conforming	3% 50
Another identity	1% 23
Trans female/trans woman	0% 7
Trans male/trans man	0% 6

Total Respondents: 1,536

Includes all respondents.

Do you plan to return to De Anza College in the winter or spring quarters?

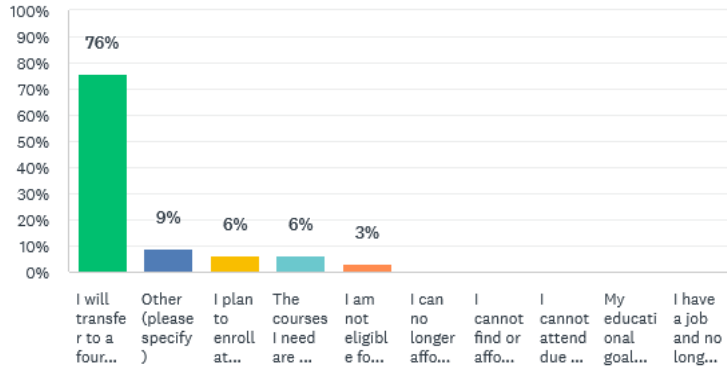


- 92% of respondents plan to return to De Anza in the winter or spring quarters
- 6% are not sure yet
- 2% do not plan to return

ANSWER CHOICES	RESPONSES	
▼ Yes	92%	1,744
▼ Not sure yet	6%	120
▼ No	2%	38
TOTAL		1,902



What is your primary reason for not returning to De Anza in the winter or spring quarter?



Survey respondents who indicated they would not be returning in the winter or spring quarter indicated

- 76% will transfer to a four-year college or completed degree or certificate requirements or met their educational goal
- 6% plan to attend another college
- 6% the courses needed are not offered

ANSWER CHOICES	RESPONSES
I will transfer to a four-year college or have completed a degree/certificate or completed my educational goal and no longer need to attend.	76% 25
Other (please specify) Responses	9% 3
I plan to enroll at another college.	6% 2
The courses I need are not offered.	6% 2
I am not eligible for financial aid.	3% 1
I can no longer afford to attend.	0% 0
I cannot find or afford child care (or care for a family member).	0% 0
I cannot attend due to personal issues.	0% 0
My educational goals changed and I no longer want to attend college.	0% 0
I have a job and no longer have time to attend college.	0% 0
TOTAL	33

Select only one. Includes respondents who indicated they will not be returning.

DeAnza College



Student Return-to-Campus Survey for Winter/Spring 2024
November 17, 2023